



2017 BETHUNE-COOKMAN FOOTBALL GAME NOTES

Bethune-Cookman Athletic Communications • 640 Dr. Mary McLeod Bethune Blvd. • Daytona Beach, FL 32114
BCUathletics.com • Facebook: Facebook.com/BCUathletics • Twitter: @BCUGridIron • Instagram: @BCUathletics
Home to Eight MEAC Championships (1984, 1988, 2002, 2010, 2012, 2013, 2014, 2015)

GAME INFORMATION

Date / Time: Sat., Nov. 18, 2017 / 2 p.m. EST
Site: Orlando, Fla. / Camping World Stadium (65,000)
National TV: ESPN
Play-by-Play: Shawn Kenney; **Analyst:** Forrest Conoly
Regional Radio: WELE 1380 AM / WSIR 1490 AM / WSOS 99.5 FM & 1170 AM
Play-by-Play: Nolan Alexander; **Color:** Larry Wesley
Live Video Stream: WatchESPN
Twitter Updates: @BCUGridIron / @BCUathletics
Series: Florida A&M leads, 49-21-1
Daytona Beach: Florida A&M leads, 10-2-1
Tallahassee: Florida A&M leads, 13-2
Neutral Site: Florida A&M leads, 26-17
First Meeting: 1925 — L, 26-0
Last Meeting: 2016 — W, 39-19
Streak: Bethune-Cookman, 6 wins

BETHUNE-COOKMAN 6-4, 5-2 MEAC

2017: 6-4, 5-2 MEAC
Ranking: NR — STATS, NR — Coaches
Last Game: Nov. 11, 2017 (Durham, N.C.)
defeated N.C. Central, 13-10
Head Coach: Terry Sims (Knoxville, 1994)
Career: 19-12 (3rd season)
at BCU: 19-12 (3rd season)
vs. FAMU: 2-0
Twitter: @BCUGridIron / @CoachTSims

FLORIDA A&M 3-7, 2-5 MEAC

2017: 3-7, 2-5 MEAC
Ranking: NR — STATS, NR — Coaches
Last Game: Nov. 4, 2017 (Tallahassee, Fla.)
lost to Howard, 37-28
Head Coach: Alex Wood (Iowa, 1978)
Career: 33-48 (10th season)
at FAMU: 8-24 (4th season)
vs. BCU: 0-2
Twitter: @FAMUathletics

BCU COMMUNICATIONS

Bryan J. Harvey (Primary Contact) Asst. AD/Communications
O: 386-481-2206 C: 757-268-4561 E: harveyb@cookman.edu
Jasmine Alston Director of New Media
O: 386-481-2278 C: 336-457-4947 E: alstonj@cookman.edu
Nolan Alexander Director of Broadcast Media
O: 386-481-2247 C: 770-713-3071 E: alexandern@cookman.edu

BCU COACHING STAFF

Coaches: On the Field
Head Coach: Terry Sims
Defensive Coordinator: Charles "Yogi" Jones
Defensive Line: Earl Lane
Safeties: Darrin Hayes
Receivers: Will Glover
Running Backs: Carl Franks
Tight Ends: Greg Ruffin

Coaches: In the Booth
Offensive Coordinator: Allen Suber
Offensive Line: Lawal McCray
Cornerbacks: Terry Williams
Special Teams: Aashon Larkins

GAME 11

ORLANDO, FLA. (CAMPING WORLD STADIUM)



NR/NR FLORIDA A&M RATTTLERS (3-7, 2-5)

Head Coach: Alex Wood (Iowa, 1978)
Career Record: 33-48 (10th season), **Record at FAMU:** 8-24 (4th season), **Record vs. BCU:** 0-2



NR/NR BETHUNE-COOKMAN WILDCATS (6-4, 5-2)

Head Coach: Terry Sims (Knoxville, 1994)
Career Record: 19-12 (3rd season), **Record at BCU:** 19-12 (3rd season), **Record vs. FAMU:** 2-0

2017 STATISTICAL LEADERS

RUSHING

	G	ATT	GAIN	LOSS	NET	AVG	TD	LG	YPG
Michael D. Jones	7	82	453	26	427	5.2	2	27	61.0
Jamaruz Thompkins	10	83	361	38	323	3.9	2	69	32.3
Akevious Williams	5	28	191	17	174	6.2	1	34	34.8

PASSING

	G	EFF	C-A-I	PCT	YDS	TD	LG	AVG/G
Larry Brihm, Jr.	10	131.15	165-271-4	60.9	1930	11	66	193.0
Akevious Williams	5	76.36	17-37-2	45.9	103	2	20	20.6








RECEIVING

	G	NO	YDS	AVG	TD	LG	AVG/G
Keavon Mitchell	10	37	413	11.2	2	48	41.3
Frank Brown	10	31	350	11.3	4	35	35.0
Jawill Davis	10	30	401	13.4	3	52	40.1

STORY LINES

- Bethune-Cookman is seeking to win its unprecedented seventh consecutive game against Florida A&M in the annual Florida Blue Florida Classic. BCU is also seeking to move to 11-10 all-time against FAMU in Orlando.
- Junior punter Javaunie Francis was selected as this past week's MEAC Specialist of the Week after averaging 44.9 yards per punt last Saturday at North Carolina Central.
- Terry Sims enters the weekend seeking his 20th victory as a collegiate head coach in now his third season at the helm.
- A total of six (6) different players for the Wildcats have hauled in at least one touchdown reception on the year.
- The Wildcats took over the Internet and social media last week with the "Tip Six" Hail Mary from Larry Brihm, Jr. to Keavon Mitchell in a game-winning fashion at the horn against North Carolina Central in Durham.
- Linebacker Marquis Hendrix played sparingly throughout the first three games of the year, but is now second on the team in tackles with 65 to his credit, including 5.5 tackles for loss.

2017 SCHEDULE / RESULTS

	Sept. 2	at 18/18 Miami (Fla.)	RAYCOM SPORTS	L, 41-13
		Miami Gardens, Fla. / Hard Rock Stadium (65,326) / Michael Jones: 43 rushing yards, 51 receiving yards		
	Sept. 9	at Southeastern Louisiana	ELEVEN SPORTS	W, 28-23
		Hammond, La. / Strawberry Stadium (7,408) / Larry Brihm, Jr.: 25-of-39 passing, 354 yards, 2 TDs		
	Sept. 16	at Florida Atlantic	beIN SPORTS	L, 45-0
		Boca Raton, Fla. / FAU Stadium (30,000) / Diqun Richardson: 9 tackles, 1 forced fumble, 1 interception		
	Sept. 23	at Howard*		L, 26-24
		Washington, D.C. / Greene Stadium (7,086) / Michael D. Jones: 112 rushing yards, 13 receiving yards		
	Sept. 30	SAVANNAH STATE* (Champions Day)	CATEYE	W, 24-12
		Daytona Beach, Fla. / Municipal Stadium (9,601) / Jamaruz Thompkins: 126 yards rushing, 1 TD		
	Oct. 14	SOUTH CAROLINA STATE* (Gold Rush)	CATEYE	W, 12-9
		Daytona Beach, Fla. / Municipal Stadium (9,601) / Uriel Hernandez: 4-of-5 made field goals		
	Oct. 21	at 11/12 North Carolina A&T*	ESPN	L, 24-20
		Greensboro, N.C. / Aggie Stadium (21,500) / Larry Brihm, Jr.: 18-of-29 passing, 144 yards, 1 TD		
	Oct. 28	HAMPTON* (Homecoming)	CATEYE	W, 24-21
		Daytona Beach, Fla. / Municipal Stadium (9,601) / Todney Evans: 7 tackles, 2 quarterback sacks		
	Nov. 4	MORGAN STATE* (Senior Day)	CATEYE	W, 41-28
		Daytona Beach, Fla. / Municipal Stadium (9,601) / Jawill Davis: 5 receptions, 116 yards, 1 TD		
	Nov. 11	at North Carolina Central*		W, 13-10
		Durham, N.C. / O'Kelly-Riddick Stadium (10,600) / Keavon Mitchell: 2 receptions, 59 yards, 1 TD		
	Nov. 18	vs. Florida A&M* (Florida Blue Florida Classic)	ESPN/ESPN3	2 p.m.
		Orlando, Fla. / Camping World Stadium (70,000) / Florida A&M leads, 49-21-1 (2-0 under Sims)		

#HighFive

1. The BCU offense ranks atop the MEAC in red zone offensive performance scoring 83.9 percent of the time.
2. Being on the receiving end of the "Tip Six" a week ago in Durham, junior receiver Keavon Mitchell collected his second touchdown of the 2017 season.
3. Bethune-Cookman ranks third in the MEAC for pass efficiency defense, allowing just a rating of 105.20.
4. Redshirt senior quarterback Larry Brihm, Jr. has completed at least one passing touchdown in his last four consecutive games.
5. Redshirt senior receiver Frank Brown is tied for second place all-time at BCU with 21 receiving touchdowns, matching the career efforts of Eric Weems and the legendary Jack "Cy" McClairen.

MEAC PLAYERS OF THE WEEK (Nov. 13-19, 2017)

- **OFFENSIVE PLAYER OF THE WEEK**
Anthony Philyaw (Howard – RB)
- **DEFENSIVE PLAYER OF THE WEEK**
Bryan Cook (Howard – DB)
- **OFFENSIVE LINEMAN OF THE WEEK**
Brandon Parker (North Carolina A&T – C)
- **ROOKIE OF THE WEEK**
Bryan Cook (Howard – DB)
- **SPECIALIST OF THE WEEK**
Javaunie Francis (Bethune-Cookman – P)

#FloridaClassic2K17

- Bethune-Cookman is seeking an unprecedented seventh consecutive win over its rivals from Tallahassee.
- Since the Florida Classic began in 1978, Florida A&M leads the series, 21-16.
- Bethune-Cookman won the first "Florida Classic" in 1985 by a score of 31-27, despite the games being moved from natural home sites in 1978.
- Since the games moved to Orlando, the series is now tied at 10-10 heading into this weekend's contest.

16-21

Fun Facts



FUN FACT I

- Dating back to his time as an assistant coach from 2010-14, Head Coach Terry Sims has lost just one Florida Blue Florida Classic with the Wildcats – that coming in his first year as an assistant in 2010.

THE SERIES

FLORIDA A&M LEADS, 49-21-1

YEAR	BC	OPP	SITE	W/L	SCORE
1925	-	-	Tallahassee	L	0-26
1926	-	-	Tallahassee	W	12-0
1927	-	-	Daytona Beach	L	6-12
1929	-	-	Daytona Beach	T	6-6
1931	-	-	Tallahassee	L	0-32
1932	-	-	Daytona Beach	L	0-25
1947	-	-	Tallahassee	L	0-6
1950	-	-	Daytona Beach (HC)	L	7-32
1951	-	-	Tallahassee	L	13-26
1952	-	-	Daytona Beach (HC)	W	8-7
1953	-	-	Tallahassee	L	7-39
1955	-	-	Jacksonville, Fla.	L	0-32
1956	-	-	Jacksonville, Fla.	L	6-54
1957	-	-	Jacksonville, Fla.	L	6-45
1958	-	-	Jacksonville, Fla.	L	0-29
1959	-	-	Jacksonville, Fla.	L	6-68
1960	-	-	Daytona Beach (HC)	L	0-97
1961	-	-	Tallahassee	L	0-76
1962	-	-	Daytona Beach	L	6-52
1963	-	-	Tallahassee	L	14-38
1964	-	-	Daytona Beach	L	14-31
1965	-	-	Tallahassee	L	8-47
1966	-	-	Daytona Beach (HC)	L	13-37
1967	-	-	Tallahassee	L	6-30
1968	-	-	Daytona Beach	L	20-23
1969	-	-	Tallahassee	L	15-60
1970	-	-	Daytona Beach	L	9-20
1971	-	-	Tallahassee	L	20-33
1972	-	-	Daytona Beach	L	18-28
1973	-	-	Tallahassee	W	21-13
1974	-	-	Daytona Beach	W	6-0
1975	-	-	Tallahassee	L	7-17
1976	-	-	Orlando, Fla.	W	34-0
1977	-	-	Tallahassee	L	7-14
1978	-	17	Tampa, Fla.	L	17-27
1979	-	-	Tampa, Fla.	W	25-20
1980	-	-	Tampa, Fla.	W	16-14
1981	-	-	Tampa, Fla.	L	0-20
1982	-	-	Tampa, Fla.	L	14-29
1985	-	-	Tampa, Fla.	W	31-27
1986	-	-	Tampa, Fla.	L	6-16
1987	-	-	Tampa, Fla.	L	10-21
1988	-	-	Tampa, Fla.	W	25-0
1989	-	-	Tampa, Fla.	L	7-30
1990	-	-	Tampa, Fla.	L	20-42
1991	-	-	Tampa, Fla.	L	28-46
1992	-	-	Tampa, Fla.	W	35-28
1993	-	-	Tampa, Fla.	L	22-27
1994	-	-	Tampa, Fla.	W	27-24
1995	-	-	Tampa, Fla.	L	0-43
1996	-	-	Tampa, Fla.	L	7-41
1997	-	10	Orlando, Fla.	L	35-52
1998	24	-	Orlando, Fla.	L	14-50
1999	-	15	Orlando, Fla.	L	14-63
2000	16	13	Orlando, Fla.	L	28-31
2001	-	-	Orlando, Fla.	L	21-31
2002	11	-	Orlando, Fla.	W	37-10
2003	15	-	Orlando, Fla.	W	39-35
2004	-	-	Orlando, Fla.	WOT	58-52
2005	-	-	Orlando, Fla.	LOT	23-26
2006	-	-	Orlando, Fla.	L	21-35
2007	-	-	Orlando, Fla.	W	34-7
2008	-	-	Orlando, Fla.	L	35-58
2009	-	-	Orlando, Fla.	L	6-42
2010	10	-	Orlando, Fla.	L	27-38
2011	-	-	Orlando, Fla.	W	26-16
2012	22	-	Orlando, Fla.	W	21-16
2013	14	-	Orlando, Fla.	W	29-10
2014	24	-	Orlando, Fla.	WOT	18-17
2015	22	-	Orlando, Fla.	W	35-14
2016	-	-	Orlando, Fla.	W	39-19

Daytona Beach: Florida A&M leads, 10-2-1

Tallahassee: Florida A&M leads, 13-2

Neutral Site: Florida A&M leads, 26-17

2017 TEAM COMPARISON



Record..... 6-4, 5-2 MEAC

Scoring Offense..... 19.9
Rushing Offense 130.9
Passing Offense..... 207.9
Pass Efficiency 123.05
Total Offense..... 338.8
Time/Possession 30:51
Sacks Allowed 2.10

Scoring Defense 23.9
Rushing Defense 223.8
Passing Defense 154.1
Pass Eff. Defense 105.20
Total Defense 377.9
Sacks 2.50
Tackles for Loss 6.60

Turnover Margin +0.10
Net Punting 37.8
Punt Returns..... 6.2
Kickoff Returns 18.8



Record..... 3-7, 2-5 MEAC

Scoring Offense..... 21.8
Rushing Offense 136.5
Passing Offense..... 205.7
Pass Efficiency 135.60
Total Offense..... 342.2
Time/Possession 28:34
Sacks Allowed 1.30

Scoring Defense 28.0
Rushing Defense 184.0
Passing Defense 181.0
Pass Eff. Defense 128.80
Total Defense 365.0
Sacks 1.90
Tackles for Loss 4.90

Turnover Margin (-0.30)
Net Punting 36.3
Punt Returns..... 7.8
Kickoff Returns 19.6

Celebration Bowl...

- The Celebration Bowl will once again be televised live on ABC and open the bowl season. The postseason college football bowl game will kick off at noon ET on Saturday, Dec. 16, at the brand new Mercedes-Benz Stadium in Atlanta.
- The Air Force Reserve Celebration Bowl, which showcases the heritage, legacy, pageantry and tradition of Historically Black Colleges and Universities (HBCUs), pits the conference champion from the Mid-Eastern Athletic Conference (MEAC) against the Southwestern Athletic Conference (SWAC). Each conference has claimed a victory in the event's first two years, with MEAC Champion North Carolina A&T defeating Alcorn State 2015 and SWAC Champion Grambling State beating North Carolina Central in 2016. Two bowl alumni were just selected in the 2017 NFL Draft: 2015 Offensive MVP Tarik Cohen (North Carolina A&T) and 2016 champion Chad Williams (Grambling State).

Seniors...

- A total of 29 seniors dot Bethune-Cookman's roster this season, which is the most in the Mid-Eastern Athletic Conference (MEAC).
- In looking around the league, an average of 22 seniors sits on most rosters while Savannah State has the fewest on its current roster with just 16.
- South Carolina State (25), Hampton (23) and North Carolina A&T (22) boats some of the most behind the Wildcats' roster.



A Win Over Florida A&M Would...

- Allow Bethune-Cookman its seventh consecutive win against the Rattlers.
- Be the 493rd win all-time in school history.
- Extend BCU's winning streak to four games.
- Improve BCU to 11-10 all-time against FAMU in Orlando.
- Allow Wildcats' Head Coach Terry Sims to collect his 20th victory in charge of the Maroon and Gold.

Series Notes...

- Florida A&M leads the all-time series by a count of 49-21-1.
- Bethune-Cookman has won the last six consecutive meetings in the series – the first time it has ever been accomplished by the Wildcats.
- The average margin of victory for the Wildcats over the last five contests against the Rattlers has been 13.2 points, including a come-from-behind overtime victory in 2014.

Javaunie Francis Earns Specialist of the Week Honors...

- Javaunie Francis of Bethune-Cookman Football has been selected as this week's Mid-Eastern Athletic Conference (MEAC) Specialist of the Week announced by the MEAC Office on Monday afternoon from the league headquarters in Norfolk, Virginia.
- Francis, a 6-2, 236-pound junior punter from Miami, helped to flip field position several times during Bethune-Cookman's come-from-behind 13-10 win over three-time defending league champion North Carolina Central over the weekend in Durham, North Carolina. Francis averaged 44.9 yards per punt on nine total kicks that traveled 404 yards altogether. He place done punt inside the 20 yard line, as well as one going 58 yards in length.

Block Party...

- The Bethune-Cookman special teams has amassed three blocked kicks in 2017. One of those kicks was a game-saving block as time expired against South Carolina State, that registered by Delwaun Beard.

Nick Collins Selected to Hall of Fame...

- Nick "The Pick" Collins was selected for induction into the 2018 Mid-Eastern Athletic Conference (MEAC) Hall of Fame, announced Thursday from the MEAC Office in Norfolk, Virginia.
- Collins was a three-year starter at free safety (2002-04) and the captain of one of the most successful football teams in Wildcats history. Known as a ferocious hitter, the free safety earned All-American and First Team All-MEAC honors when he led the league with six interceptions in 2004.
- He was picked in the second round of the NFL Draft by the Green Bay Packers in 2005, going on to earn three Pro Bowl appearances and scoring a touchdown in the Packers' Super Bowl XLV victory over the Pittsburgh Steelers. After retiring in 2015, Collins was named to the Green Bay Packers Hall of Fame in 2016.

Thou Shalt Not Pass...

- Through 10 games across the 2017 campaign, the Bethune-Cookman defense is allowing just 154.1 yards per game through the air. The allows BCU to sit eighth in the Football Championship Subdivision (FCS) for passing yards per game allowed by the defense.
- In pass efficiency defense, the Wildcats defensive unit is ranked ninth nationally, allowing just a 105.20 stat line from the opposition.

Play Some Hendrix...

- Junior linebacker Marquis Hendrix stepped up against Florida Atlantic, leading the Wildcats with a team-high 10 tackles. The transfer from Coffeyville Community College collected seven solo stops in his first significant playing time on the year.
- He is no stranger to the Bethune-Cookman program, as his father Jack Hendrix played at BCU from 1990-91.

Deuces Wild...

- Senior safety Diqan Richardson is tied for 44th nationally in the Football Championship Subdivision (FCS) for passes intercepted. The Allen, South Carolina native is averaging 0.42 interceptions per game with three across his first eight games of the year.

What's the Word...

- Each team throughout the 2017-18 BCU athletic year will have a word that represents

RECORDS UNDER TERRY SIMS

Current Streak	Won 3
Current Home Streak	Won 5
Current Road Streak	Won 1
Last Win	13-10 at North Carolina Central (11/11/17)
Last Road Win	13-10 at North Carolina Central (11/11/17)
Last Loss	24-20 at North Carolina A&T (10/21/17)
Last Road Loss	24-20 at North Carolina A&T (10/21/17)

	2017	All Yrs
Home	4-0	10-3
Away	2-4	7-9
Neutral Site	0-0	2-0
Natural Grass	0-3	2-5
Artificial Turf	6-1	17-7
vs. Top 5	0-0	0-0
vs. Top 10	0-0	0-0
vs. Top 25	0-2	0-3
vs. FBS	0-2	0-4
Bowl Games	0-0	0-0
Playoff Games	0-0	0-0

Leading After 1st Qtr	5-1	12-5
Tied After 1st Qtr	1-1	6-3
Trailing After 1st Qtr	0-2	1-4
Leading at Halftime	4-0	15-0
Tied at Halftime	2-1	4-3
Trailing at Halftime	0-3	0-9
Leading After 3rd Qtr	3-2	15-2
Tied After 3rd Qtr	1-0	1-0
Trailing After 3rd Qtr	2-2	3-10
Overtime Games	0-0	0-1

Scoring First	6-3	15-7
Opponent Scoring First	0-1	4-5
Score < 20 Points	2-2	4-7
Score 20+ Points	4-2	15-5
Score 30+ Points	1-0	10-1
Score 40+ Points	1-0	7-0
Opponent Scores < 20 Points	3-0	12-1
Opponent Scores 20+ Points	3-4	7-11
Opponent Scores 30+ Points	0-2	2-7
Opponent Scores 40+ Points	0-2	2-5
Decided by 3 or Less	4-0	6-1
Decided by 10 or Less	5-1	8-4

Gain < 20 First Downs	2-2	4-7
Gain 20+ First Downs	4-2	15-5
Opponent Gains < 20 First Downs	5-1	13-5
Opponent Gains 20+ First Downs	1-3	6-7

More Rushing Yards Than Opponent	3-1	14-2
Fewer Rushing Yards Than Opponent	3-3	5-10
Rush For < 100 Yards	3-1	4-5
Rush For 100+ Yards	3-3	15-7
Opponent Rushes For < 100 Yards	2-0	5-1
Opponent Rushes For 100+ Yards	4-3	14-10

More Passing Yards Than Opponent	5-1	17-4
Fewer Passing Yards Than Opponent	0-3	1-8
Equal Passing Yards	1-0	1-0
Pass For < 200 Yards	2-3	6-9
Pass For 200+ Yards	4-1	13-3
Opponent Passes For < 200 Yards	6-1	13-7
Opponent Passes For 200+ Yards	0-3	6-5

More Total Yards Than Opponent	4-0	14-1
Fewer Total Yards Than Opponent	2-4	5-11
Gain < 300 Total Yards	1-2	1-6
Gain 300+ Total Yards	5-2	18-6
Opponent Gains < 300 Total Yards	4-0	10-2
Opponent Gains 300+ Total Yards	2-4	9-10

Commit No Turnovers	3-1	6-1
Commit < 3 Turnovers	5-4	13-11
Commit 3+ Turnovers	1-0	7-1
Force < 3 Turnovers	5-4	13-11
Force 3+ Turnovers	1-0	6-1

Commit < 6 Penalties	0-1	1-2
Commit 6+ Penalties	6-3	18-10

3rd Down % < 25	2-2	2-7
3rd Down % 25-49	4-1	12-4
3rd Down % 50+	0-1	5-1
Opponent 3rd Down % < 25	2-1	5-1
Opponent 3rd Down % 25-49	4-2	12-8
Opponent 3rd Down % 50+	0-1	2-3

Lead Time of Possession	3-3	13-6
Trail Time of Possession	3-1	6-6

2017 BETHUNE-COOKMAN RANKINGS

Category	Avg.	NCAA	MEAC
Pass Defense	154.1	8	1
Pass Eff. Defense	105.20	9	3
Sacks	2.50	T-33	4
Tackles for Loss	6.6	T-47	6
Scoring Defense	23.9	T-51	5
Turnover Margin	+0.10	T-56	5
Passes Intercepted	0.9	T-58	6
Passing Offense	207.9	60	4
Sacks Allowed	2.10	T-63	T-6
Pass Efficiency	123.05	67	5
Total Defense	377.9	72	7
Total Offense	338.8	79	5
Punt Returns	6.18	80	8
Rushing Offense	130.9	81	8
Kickoff Returns	18.83	92	7
Scoring Offense	19.9	94	7
Rushing Defense	223.8	115	10

WEEKLY MEDIA PLANNER: FLORIDA A&M GAME

13 MON	14 TUE	15 WED	16 THU	17 FRI	18 SAT	19 SUN
No Practice Requested players available to media before team study hall at 7:30 p.m.	Practice (4 p.m.) Wildcats Practice Fields MEAC Teleconference 10 a.m. Head Coach Terry Sims and requested student-athletes will be available to members of the media after practice.	Practice (4 p.m.) Wildcats Practice Fields Requested student-athletes will be available to members of the media after practice. Weekly Press Conference SAAC Board Room 1 p.m. (Sims & requested student-athletes)	Practice (4 p.m.) Municipal Stadium Requested student-athletes will be available to members of the media before practice. Head Coach Terry Sims will be available to members of the media after practice.	Depart for Orlando, Fla. Requested student-athletes and Head Coach Terry Sims will be made available to the media after the <i>Florida Blue Florida Classic</i> luncheon.	Gameday vs. Florida A&M 2 p.m. Camping World Stadium Orlando, Fla. Postgame Press Conference <i>BCU locker room is closed</i>	Requested student-athletes and Head Coach Terry Sims will be made available to the media at 2 p.m.

STATS FCS Top 25

Rank	Team (First Place Votes)	Rec	Prev
1.	James Madison (162)	9-0	1
2.	Jacksonville State	8-1	3
3.	Central Arkansas	8-1	4
4.	Sam Houston State	8-1	5
5.	North Dakota State	8-1	2
6.	South Dakota State	7-2	10
7.	Elon	8-1	7
8.	Wofford	8-1	8
9.	North Carolina A&T	9-0	9
10.	South Dakota	7-2	6
11.	Western Illinois	6-3	15
12.	Stony Brook	7-2	14
13.	Grambling State	8-1	13
14.	Weber State	7-2	19
15.	Southern Utah	7-2	17
16.	Samford	6-3	16
17.	Illinois State	6-3	12
18.	New Hampshire	6-3	21
19.	Eastern Washington	5-4	11
20.	McNeese	7-2	22
21.	Furman	6-3	23
22.	Western Carolina	7-3	24
23.	Kennesaw State	8-1	25
24.	Northern Arizona	6-3	18
25.	Northern Iowa	5-4	NR

FCS Coaches' Poll

Rank	Team (First Place Votes)	Rec	Prev
1.	James Madison (26)	10-0	1
2.	Jacksonville State	9-1	2
3.	Central Arkansas	9-1	3
4.	Sam Houston State	9-1	4
5.	South Dakota State	8-2	5
6.	North Dakota State	9-1	6
T-7.	North Carolina A&T	10-0	7
T-7.	Wofford	9-1	8
9.	Weber State	8-2	12
10.	Western Illinois	7-3	13
11.	Grambling State	9-1	11
12.	Stony Brook	8-2	15
13.	Samford	7-3	14
14.	New Hampshire	7-3	16
15.	Elon	8-2	9
16.	South Dakota	7-3	10
17.	Nicholls	8-2	17
18.	Southern Utah	8-2	19
19.	McNeese	8-2	18
20.	Eastern Washington	6-4	21
21.	Kennesaw State	9-1	23
22.	Monmouth	9-1	22
23.	Northern Arizona	7-3	24
24.	Furman	7-3	NR
25.	Illinois State	6-4	20

the program.

- The word for BCU Football is "Resurge". The meaning comes from the team and Head Coach Terry Sims looking for a resurgence in 2017. The team endured an uncharacteristic 4-6 season last year, marking the first losing campaign at Bethune-Cookman since 2009.

Transfers All Around...

- The Wildcats have a total of 30 student-athletes on this year's opening day roster that have transferred in from either Football Bowl Subdivision (FBS), junior college or NCAA Division II institutions.
- BCU has always played a role in allowing student-athletes to transfer in, and many of them have gone on to have stellar careers with the Maroon and Gold.
- Over the past five seasons, the Cats have had four (4) former University of Miami players in the form of Jontavious Carter, Danny Dillard, Dyron Dye and Thomas Finnie.

Against the Rankings...

- The loss to No. 18 Miami in the season opener for both teams in Miami Gardens, Florida marked the fourth consecutive loss for the Wildcats against a ranked opponent. However, two of those teams in the current stretch were the 18th-ranked Hurricanes, in addition to No. 8 (FBS) Florida State – eventually winning the national championship in 2013 with Heisman Trophy winner Jameis Winston.

The Injury Bug...

- According to Head Coach Terry Sims, he has never suffered a season with so many injuries like that of 2016.
- In all, a total of 16 original starters from the beginning of the season missed time due to injury, including two season-ending injuries in the form of running back Michael Jones (prior to the start of the year) and then-quarterback Anthony Cruz. Both players were granted a medical hardship waiver following the season.

Playoffs?...

- Despite the introduction of the Celebration Bowl in February 2015, a member of the Mid-Eastern Athletic Conference (MEAC) still has the possibility of participating in the Football Championship Subdivision (FCS) Playoffs. A member would have to accept an at-large bid to the playoffs, which last happened with North Carolina A&T accepting the at-large bid in 2016.

#IBackTheMEAC

- The Mid-Eastern Athletic Conference begins its 48th year of intercollegiate competition heading into the 2017-18 academic year. Located in Norfolk, Virginia, the MEAC is made up of 13 outstanding historically black institutions across the Atlantic coastline.
- On June 8, 1980, the MEAC was classified as a Division I conference by the NCAA. Prior to that year, the conference operated as a Division II conference. The month after it achieved Division I status, the MEAC received an automatic qualification to the NCAA Division I Men's Basketball Championship.

Sims City

- With nine (9) wins during his inaugural season at the helm of the Bethune-Cookman football program, head coach Terry Sims matched former head coach Wesley Moore with the second-most wins in a first season as head coach of the Maroon and Gold.
- Only head coaches Rudolph "Bunky" Matthews (1947) and Brian Jenkins (2010) had more wins, with each collecting 10 during their debut campaign. However, both of those seasons contained 12-game slates, as opposed to just 11 for Sims and Moore, respectfully.

BCU'S FIRST OFFENSIVE PLAY OF THE SEASON (SINCE 2004)

Sept. 2, 2017	at 18/18 Miami (Fla.)	L, 41-13	Michael D. Jones 19-yard run
Sept. 10, 2016	at North Texas	L, 41-20	Jamaruz Thompkins 2-yard run
Sept. 5, 2015	at Miami (Fla.)	L, 45-0	Quentin Williams 2-yard run
Aug. 30, 2014	at FIU	W, 14-12	Anthony Jordan 3-yard run
Sept. 1, 2013	at Tennessee State	W, 12-9	6-yard pass (Brodrick Waters to Cary White)
Sept. 2, 2012	vs. Alabama State	W, 38-28	Incomplete pass (Jackie Wilson to Preston Cleckley)
Sept. 4, 2011	vs. Prairie View A&M	W, 63-14	Incomplete pass (Jamarr Robinson to Preston Cleckley)
Sept. 4, 2010	vs. Edward Waters	W, 70-10	47-yard pass (Matt Johnson to JeVaughn Reams)
Sept. 5, 2009	vs. Shaw	L, 20-6	Maurice Francois 7-yard run
Sept. 6, 2008	vs. Alabama State	W, 28-7	Pass incomplete (McKinson Souverain to Joe Singleton)
Sept. 1, 2007	vs. Jacksonville	W, 31-17	14-yard pass (Jimmie Russell to Paul Neufville)
Sept. 2, 2006	vs. Southern	L, 30-29	Jimmie Russell 5-yard run
Sept. 3, 2005	vs. Elizabeth City State	W, 34-7	Lawrence McCloud 11-yard run
Sept. 11, 2004	at Arkansas-Pine Bluff	W, 27-14	16-yard pass (Emmanuel Bacon to Jonathan Summers)

30 Sacks, 30 Turnovers...

- The goal at the start of the season is for the Wildcats defense to make 30 sacks and force 30 turnovers. That would be a significant production hike from the two previous years of the current coaching regime that resulted in 13/17 in 2016 and 18/19 in 2015.
- North Carolina A&T and North Carolina Central were the only teams in the MEAC to achieve the 30/30 mark last year.

Last Year...

- BCU suffered its first losing season since 2009 during the 2016 campaign. The Cats finished the year (4-4 MEAC). Despite starting the year 0-4, the Cats turned things around with four consecutive victories near the end of the year, including a victory over in-state opponent Florida A&M in the annual *Florida Blue Florida Classic* at Camping World Stadium, extending their Cats school-record to six wins consecutively over their rivals from Tallahassee. In the four-game win streak, three of the games came away from Municipal Stadium.

Cats Place 10 on Preseason All-MEAC Team...

- Bethune-Cookman had a total of 10 student-athletes named to the 2017 Mid-Eastern Athletic Conference (MEAC) Preseason Team, announced Friday, July 28, at the MEAC Football Kickoff Luncheon in Norfolk, Virginia.
- WR **Frank Brown**, K **Uriel Hernandez**, DL **Kevin Thompson** and SS **Diquan Richardson** landed on the first team.
- Joining the Wildcats on the second team was QB **Larry Brihm Jr.**, LB **Trenton Bridges**, P **Uriel Hernandez** and RS **Frank Brown**.
- On the third team was WR **Jawill Davis** and OL **Phillip Norman**.

New to the Staff...

- Head Coach Terry Sims welcomed two new coaches to the staff during the spring.
- Allen Suber returned to Daytona Beach from Alabama State and is serving as the Offensive Coordinator and Quarterbacks coach. Suber, an All-MEAC performer under center for the Wildcats from 2000-03, was the 2002 MEAC Offensive Player of the Year, while helping the Wildcats to the 2002 MEAC title – the first of its kind for the Maroon and Gold since 1988.
- Greg Ruffin came to Daytona Beach after serving as head coach at Texas College. However, prior to his stint at Texas College, Ruffin was head coach for Paine College in the school's resurgence of football in 2013, after the program was dormant for more than 50 years. He served in that capacity for one season before the program was eventually suspended due to financial troubles at the college.

#Shutout...

- In the 45-0 loss at Florida Atlantic on September 16, Bethune-Cookman was shutout for the first time since the 2015 season opener at Miami (Fla.). In that contest, BCU was held scoreless by a similar 45-0 decision, in a game shortened due to weather at Hard Rock Stadium (formerly referred to as Sun Life Stadium).
- The last Football Championship Subdivision (FCS) opponent to shutout Bethune-Cookman was Howard (L, 28-0) at Municipal Stadium in Daytona Beach on November 11, 2006.

BCU SHUTOUTS SINCE 1990

9/16/2017	at Florida Atlantic	L, 45-0
9/5/2015	at Miami (Fla.)	L, 45-0
11/11/2006	Howard	L, 28-0
10/8/2005	at Delaware State	L, 17-0
11/30/2002	at #4 Georgia Southern	L, 34-0
11/8/1997	#9 Hampton	L, 27-0
11/18/1995	vs. Florida A&M	L, 43-0

MEDIA INFORMATION

COVERING THE WILDCATS

Interview requests for players and coaches after practice must be submitted by Noon the previous day. Member members wishing to write feature stories should submit feature story requests to **Bryan J. Harvey** (harveyb@cookman.edu) by 3 p.m. Sunday.

Harvey and the Bethune-Cookman Communications Staff will make every effort to schedule a separate time to accommodate those requests. Because of time constraints and academic/meeting obligations, media members may only request two (2) student-athletes and/or assistant coaches for post-practice interviews.

MEAC TELECONFERENCE

Bethune-Cookman head coach **Terry Sims** and the league's other 11 coaches will be featured on a weekly teleconference each Tuesday during the 2017 football season from 10 a.m. to 11:43 a.m., beginning Aug. 29, and concluding Nov. 28.

Each coach will have 10 minutes to make an opening statement and answer questions. There will be an audio file available of each teleconference on the Conference's official website (MEACsports.com) each Wednesday afternoon as well as a written transcript of the call.

Sims' schedule time is 10:23 a.m. to 10:33 a.m. ET each Tuesday. Media representatives wishing to participate in the teleconference should contact the MEAC Media Relations Office.

SCHEDULE OF COACHES:

10 a.m.	MEAC Notes
10:03 a.m.	Fred Farrier (Morgan State)
10:13 a.m.	Alex Wood (Florida A&M)
10:23 a.m.	Terry Sims (Bethune-Cookman)
10:33 a.m.	Kenny Carter (Delaware State)
10:43 a.m.	Mike London (Howard)
10:53 a.m.	Latrell Scott (Norfolk State)
11:03 a.m.	Connell Maynor (Hampton)
11:13 a.m.	Erik Raeburn (Savannah State)
11:23 a.m.	Buddy Pough (South Carolina State)
11:33 a.m.	Rod Broadway (North Carolina A&T)
11:43 a.m.	Jerry Mack (North Carolina Central)

BCU MEDIA EMAIL LIST

Releases Available via Email

Media members interested in receiving Bethune-Cookman football releases via email should send requests to **Bryan J. Harvey** (harveyb@cookman.edu).

Game Day Media Policies

Only working media will be admitted to the Municipal Stadium press box. Seats will be issued according to the following criteria:

- State newspapers by circulation, wire services, national publications, newspapers from opponent's area and student newspapers from BCU and opposing schools.
- Other daily newspapers, with preference to those that regularly cover BCU.
- Radio and TV personnel not broadcasting, but considering reporting.
- Non-daily newspapers, with preference to those which regularly cover Bethune-Cookman Football.
- Professional football scouts.
- Freelance and/or non-daily writers may be asked to produce copies of actual publications in which their work has appeared. In some cases, these materials will be required as verification of the writers' status.



2017 MEAC STANDINGS

	Conf.		Overall		Stk
	W	L	W	L	
North Carolina A&T	7	0	10	0	W10
Howard	6	1	7	3	W5
North Carolina Central	5	2	7	3	L1
Bethune-Cookman	5	2	6	4	W3
Hampton	4	3	5	5	L3
Norfolk State	3	4	3	7	L3
South Carolina State	2	5	3	6	W1
Florida A&M	2	5	3	7	L1
Savannah State	2	5	2	8	L1
Delaware State	2	6	2	8	W1
Morgan State	1	6	1	9	L4

Week 12 Schedule

Saturday, November 18

Howard at Hampton, 1 p.m.

Norfolk State at Morgan State, 1 p.m.

South Carolina State at Savannah State, 1 p.m.

North Carolina Central at North Carolina A&T, 1 p.m.

Florida A&M vs. Bethune-Cookman, 2 p.m.

All times Eastern Standard

2017 MEAC PRESEASON POLL

1.	North Carolina Central (13)	489
2.	North Carolina A&T (5)	447
3.	South Carolina State	388
4.	Bethune-Cookman	355
5.	Hampton (1)	298
6.	Florida A&M	239
7.	Norfolk State	192
8.	Morgan State	164
9.	Howard	121
10.	Savannah State	90
11.	Delaware State (1)	48

The Schedule...

- Bethune-Cookman's 2017 football schedule, with four home games at Municipal Stadium aka "The Cage", features five nationally-televised contests. The season begins with one of the toughest schedules in school history, already being dubbed "Murderer's Row". BCU will start the year with four consecutive road contests. The slate also sees a season-opener at Football Bowl Subdivision (FBS) opponent Miami (Fla.) for the second time in the Terry Sims era, before traveling to Southland Conference member Southeast Louisiana. The following weekend, BCU travels to its second FBS opponent of the year in the form of Florida Atlantic and their new head coach Lane Kiffin, before traveling to the Nation's Capital and beginning MEAC play at Howard and their new head coach Mike London. BCU finally comes home for consecutive games in league play when they welcome Savannah State and South Carolina State, respectively. After that, BCU travels to one of the MEAC title favorites North Carolina A&T, then returning home to face Hampton on Homecoming for the first time since 2014, and hosting Morgan State for Senior Day. The final two games of the year come against defending MEAC champion North Carolina Central and Florida A&M in the annual Florida Blue Florida Classic at Camping World Stadium in Orlando.

Conference Misses...

- Bethune-Cookman's two conference "misses" in 2017 are Delaware State and Morgan State. This marks the first of two seasons the Cats will miss the two northern foes, while Hampton and Howard return to the BCU schedule for the first time since 2014, respectively.

Non-Conference Success...

- Since 2000, Bethune-Cookman is 36-13 in regular season, out-of-conference contests, earning notable victories against the likes of Alabama State, FIU (2x), Southeastern Louisiana and Tennessee State, respectively.
- Of the 13 losses in non-conference play, seven have come against teams from the Football Bowl Subdivision (FBS), including Florida State, Miami (4x), North Texas and UCF.

BCU Football Weekly Media Press Conference...

- Bethune-Cookman hosts weekly media press conferences featuring head coach Terry Sims and selected Wildcats student-athletes. The press conference, which begins at 1 p.m., is held Wednesday throughout the football season at the Michael & Libby Johnson Center for Civic Engagement inside the Student-Athlete Advisory Committee (SAAC) Board Room.

Bethune-Cookman Dress Code...

- For the second consecutive season, the Wildcats are taking the field wearing fully integrated Nike uniforms, with a perfect partnership set forth by Nike, Inc. and Bethune-Cookman. Here's a breakdown of this year's combinations on a game-by-game basis:

WK	Helmet	Jersey	Pants
1	Maroon (<i>Wildcat</i>)	White	Maroon
2	White	White	Gray
3	White	White	White
4	Maroon (<i>Wildcat</i>)	White	Maroon
5	Black (<i>Script</i>)	Black	Black
6	Gold	Gold	Gold
7	Gold	White	Gold
8	Maroon (<i>Numbers</i>)	Maroon	Maroon
9	Black (<i>Script</i>)	Gold	Black
10	White (<i>Script</i>)	White/Chrome	White

CatEye Radio Network...

- The CatEye Radio Network will have a new face joining the crew in 2017, as former play-by-play announcer with Jacksonville University, Nolan Alexander, joins the broadcast team in the same capacity. While Alexander calls the action, veteran analyst Larry Wesley will continue to provide expert commentary alongside Alexander from the booth. Terrance Gatling will once again be on the sideline for the Wildcats giving his view from the field.

Press Credentials...

- All media attending Bethune-Cookman Football home games must apply for and be issued press credentials. Requests for credentials should be made in advance by email and directed to Bryan J. Harvey, Assistant Athletic Director for Communications. Priority is given to daily newspapers, major magazines and electronic media in the geographic areas of the competing teams.

Find Us Socially...

- For all the latest information on Bethune-Cookman Wildcats Football, follow @BCUGridIron on Twitter. Fans and media can also follow the Wildcats on Instagram (@BCUathletics), Facebook (BCUathletics) and Snap Chat (BCUathletics). For the official BCU YouTube page, please follow the CatEye Network.



BCU FOOTBALL QUICK FACTS

UNIVERSITY INFORMATION

Location	Daytona Beach, Fla.
Enrollment	4,100
Founded	1904
Nickname	Wildcats
Colors	Maroon and Gold
Interim President	Dr. Hubert L. Grimes
V.P. for Intercollegiate Athletics	Lynn W. Thompson
Conference	Mid-Eastern Athletic (MEAC)
Stadium / Capacity	Municipal Stadium / 9,601
Press Box Phone	386-671-8968/8973
Ticket Office Phone	386-481-2465

COACHING STAFF

Head Coach	Terry Sims
Record at BCU	19-12 (3rd season)
Career Record	Same
Defensive Coordinator	Charles "Yogi" Jones
Offensive Coordinator/QBs	Allen Suber
Special Teams Coordinator	Aashon Larkins
Running Game Coordinator/Offensive Line	Lawal McCray
Cornerbacks	Terry Williams
Defensive Line	Earl Lane
Tight Ends	Greg Ruffin
Running Backs	Carl Franks
Safeties	Darrin Hayes
Wide Receivers	Will Glover

SUPPORT STAFF

Chief of Staff	Jeff Fagan
Director of Player Personnel	Jean Dessein
Quality Control (Offense)	Jordan Murphy
Quality Control (Defense)	Ty're Simmons
Defensive Analyst	Alexander Suber
Head Strength Coach	Corliss Fingers
Media & Video Coordinator	Darian McCaskill
Administrative Assistant to Head Coach	Lakiah Robinson
Head Football Athletic Trainer	Scott Armstrong
Equipment Manager	Michael Humphrey

COMMUNICATIONS (FOOTBALL)

Asst. AD for Communications	Bryan J. Harvey
Cell	757-268-4561
E-mail	harveyb@cookman.edu
Twitter	@SoBeeHarv
Director of New Media	Jasmine Alston
Cell	336-457-4947
E-mail	alstonj@cookman.edu
Twitter	@JasTHEECreative
Senior Writer/Historian	Dan Ryan
Cell	801-376-6883
E-mail	ryand@cookman.edu
Twitter	@DaytonaDan
Website	www.BCUathletics.com
Football Twitter	@BCUGridIron
Mailing Address	640 Dr. Mary McLeod Bethune Blvd. Office of Athletic Communications Daytona Beach, FL 32114

NOTES FROM THE OPPONENT: **FLORIDA A&M**

RATTLERS END SLIDE IN BALTIMORE

• The FAMU Football team finally closed out an opponent Saturday, as they won a back-and-forth, 34-31 road decision against Morgan State in Baltimore. The win ended a recent string of frustration for the Orange and Green, which had endured a number of tight, missed it by that much losses that show the Rattlers have yet to fully master the art of closing out opponents. In every loss after the Arkansas game, FAMU was within striking distance before opposing teams were able to escape.

RYAN STANLEY'S RETURN TO EFFICIENCY

- The last two games against Morgan State and Hampton has elevated redshirt sophomore QB Ryan Stanley, in the NCAA statistical charts. So far, the Pembroke Pines performer has tossed 14 TD passes against six (6) interceptions, while he has 1,737 passing yards, bettering his 2016 figure of 1,358. Stanley has also improved in completion percentage, hitting on 64.8 of his throws...
- His 64.8 percentage is just ahead of the FAMU single season percentage mark set by Ben Dougherty in 2003, when he completed 63.6 percent of his airds (234 of 368)...

FLORIDA A&M QUICK HITS

- Head Coach Alex Wood
- Career Record: 33-48 (10th season)
- Record at FAMU: 8-24 (4th season)
- 2017 Record: 3-7
- 2017 MEAC Record: 2-5
- The 2017 campaign has been a year where some of the young talent head coach Alex Wood and his staff have recruit, has shown flashes of the potential that brought them to the Orange and Green camp in the first place...
- FAMU had nine (9) players named to the preseason All-MEAC squad in July, with four of them –redshirt sophomores QB Ryan Stanley, and safety Terry Jefferson, plus sophomore OL Obinna Nwankwo, and junior CB Orlando McKinley...
- Add in the fine performances of redshirt freshmen such as RB Ricky Henrilus and Azende Rey, along with WR Chad Hunter, FS Andrew Hines, DE Malique Akbar, plus the impact of true freshmen such as LB Derrick Mayweather and RG Andre Regis, plus redshirt sophomores like WR Marcus Williams and DT David Richardson, it is safe to say a foundation for the future has been laid for Rattler Football...
- Known for years as a producer of top running backs, from 1950s greats like Willie Galimore and Al Frazier, to 1970s standouts such as Ike Williams and Michael Solomon; 1980s performers including Frank Middleton, Tony Barber and Amir Rasul, to runners of more recent vintage such as Phil Sylvester and Rashard Pompey...
- The good health of junior Devin Bowers, who had missed parts of the last two years with injuries, has allowed the gutsy St. Petersburg, Florida native to rush for 619 yards and five TDs, becoming the first 500-yard rusher since 2012, ranking him 33rd in FCS in rushing yards...
- Giving chase to Bowers, and giving the Rattler ground game additional power and speed are redshirt freshmen Ricky Henrilus (258 yards on 40 carries) and Azende Rey (151 yards on 29 carries), along with short yardage power ranger Tevin Spells (45 yards on 14 carries, 2 TDs)...



2017 SCHEDULE

Aug. 26	Texas Southern	W, 29-7
Aug. 31	at Arkansas	L, 49-7
Sept. 16	vs. Tennessee State	L, 24-13
Sept. 23	at Savannah State*	W, 20-14
Sept. 28	North Carolina Central*	L, 21-14
Oct. 7	at Norfolk State*	L, 35-28
Oct. 14	North Carolina A&T*	L, 31-20
Oct. 21	at Hampton*	L, 31-27
Oct. 28	at Morgan State*	W, 34-31
Nov. 4	Howard*	L, 37-26
Nov. 18	vs. Bethune-Cookman*	2 p.m.

* – denotes MEAC game

2016 RESULTS

Sept. 3	at Miami (Fla.)	L, 70-3
Sept. 10	at #17 Coastal Carolina	L, 49-10
Sept. 17	vs. Tuskegee	L, 20-17
Sept. 24	South Carolina State*	L, 48-14
Oct. 1	Savannah State*	W, 19-14
Oct. 8	at North Carolina Central*	L, 17-13
Oct. 15	at Delaware State*	W, 41-27
Oct. 22	Hampton*	W, 31-14
Oct. 29	at #11 North Carolina A&T	L, 42-17
Nov. 12	Morgan State*	W, 22-21
Nov. 19	vs. Bethune-Cookman*	L, 39-19

* – denotes MEAC game



2017 BETHUNE-COOKMAN DEPTH CHART • GAME 11 vs. Florida A&M

OFFENSE

QB	2	LARRY BRIHM, JR.	5-11, 209, R-Sr.
	10	Akevious Williams	6-2, 188, R-Soph.
RB	30	JAMARUZ THOMPkins	5-11, 211, R-Sr.
	21	Michael D. Jones	5-11, 197, R-Sr.
WR	17	JAWILL DAVIS	5-11, 177, R-Sr.
	81	Steffon Francois	5-11, 165, Soph.
WR	15	FRANK BROWN	5-11, 185, R-Sr.
	11	Anthony Cruz	6-5, 210, Sr.
WR	6	KEAVON MITCHELL	5-9, 173, Jr.
	82	Jonathan Thomas	6-1, 188, Fr.
TE	86	JA-QUAN LUMAS	6-3, 230, R-Sr.
	83	Taron Mallard	6-6, 250, Jr.
LT	72	DAVID BRYANT	6-7, 336, R-Sr.
	63	Jamal Savage	6-6, 320, Soph.
LG	73	JOB BUISSERETH	6-4, 325, Sr.
	60	Marcel Anderson	6-5, 308, Sr.
C	56	CHRIS ADAMS	6-4, 300, Sr.
	69	L'Dre Barnes	6-3, 290, Soph.
RG	57	DWAYNE BROWN	6-3, 339, R-Jr.
	58	Montel Jordan	6-4, 304, R-Fr.
RT	71	PHILLIP NORMAN	6-4, 318, R-Jr.
	74	Nicholas Roos	6-7, 263, R-Soph.

DEFENSE

DE	55	TODNEY EVANS	6-2, 222, R-Jr.
	59	Jarren Davis	6-3, 271, R-Sr.
DT	96	GEROME HOWARD	6-4, 277, Fr.
	97	Willie Brannon	6-4, 280, Soph.
DT	95	DISHAWN RAY	6-4, 305, R-Jr.
	98	Daniel Palmer	6-2, 250, Sr.
DE	49	DELWAUN BEARD	6-3, 235, R-Sr.
	48	Marques Ford	6-4, 235, Fr.
OLB	19	MARQUIS HENDRIX	6-1, 230, Jr.
	16	Alexander Morales	5-10, 211, R-Jr.
MLB	31	DEVIN JAMES	6-1, 226, Fr.
	42	Trenton Bridges	6-0, 234, R-Jr.
OLB	5	KENNEDY NDUKWE	6-1, 195, Jr.
	46	Atreyu Farrior	6-2, 232, R-Jr.
CB	7	ELLIOTT MILLER	5-9, 148, Jr.
	3	Jamaal Burgess	6-0, 186, Sr.
FS	22	DIQUAN RICHARDSON	5-11, 167, Sr.
	44	Davonte Lawrence	6-0, 190, Soph.
SS	18	JOSEPH JOHNSON	5-10, 170, R-Jr.
	25	Arthur Williams	6-3, 204, R-Sr.
CB	24	SAM MARC	6-0, 170, R-Fr.
	26	Dajuan Jackson	5-11, 185, R-Fr.

SPECIALISTS

PK	41	URIEL HERNANDEZ	5-4, 209, Jr.
	39	Javaunie Francis	6-2, 236, Jr.
KO	39	JAVAUNIE FRANCIS	6-2, 236, Jr.
	41	Uriel Hernandez	5-4, 209, Jr.
P	39	JAVAUNIE FRANCIS	6-2, 236, Jr.
	41	Uriel Hernandez	5-4, 209, Jr.
LS	64	KENDALL BATT	6-2, 235, Fr.
	56	Chris Adams	6-4, 300, Sr.
SS	64	KENDALL BATT	6-2, 235, Fr.
	56	Chris Adams	6-4, 300, Sr.
HO	11	ANTHONY CRUZ	6-5, 210, Sr.
	9	Jabari Dunham	6-3, 211, R-Jr.
PR	15	FRANK BROWN	5-11, 185, R-Sr.
	6	Keavon Mitchell	5-9, 173, Jr.
KR	6	KEAVON MITCHELL	5-9, 173, Jr.
	12	Que'shaun Byrd	5-8, 170, Fr.

START CHART

OFFENSE

Player	'14	'15	'16	'17	Streak	Career
Adams	-	-	10	10	10	10
Brihm	1	1	6	10	14	18
D. Brown	-	-	10	10	10	10
F. Brown	7	6	4	9	4	27
Bryant	-	-	5	10	11	15
Buissereth	-	-	10	10	20	20
Cruz	-	-	1	3	-	4
Ja. Davis	-	10	9	8	6	27
K. Davis	1	-	-	-	-	1
Francois	-	-	-	2	-	2
Funches	-	-	5	-	-	5
M. Jones	1	-	-	4	-	5
Lumas	1	3	6	6	1	16
Mallard	-	-	-	2	-	2
Mitchell	-	8	9	7	3	24
Nelson	-	2	-	-	-	2
Norman	-	8	10	10	28	28
Rigby	-	-	8	-	-	8
Thomas	-	-	-	3	-	3
Thompkins	-	-	1	6	6	7
Ak. Williams	-	-	3	-	-	3

START CHART

DEFENSE

Player	'14	'15	'16	'17	Streak	Career
Beard	-	3	6	7	3	16
Bozeman	-	-	1	1	-	2
Bridges	-	9	10	3	-	22
Burgess	-	-	8	6	-	14
Evans	-	8	7	9	2	24
Farrior	-	2	3	3	-	8
Ford	-	-	-	2	-	2
Gilbert	-	-	-	1	-	1
Hendrix	-	-	-	7	7	7
Howard	-	-	-	5	3	5
D. Jackson	-	-	-	1	-	1
James	-	-	-	7	7	7
J. Johnson	-	-	-	8	6	8
Marc	-	-	-	2	2	2
Mayo	-	-	3	-	-	3
Merritt	-	-	5	4	-	9
Miller	-	9	10	10	26	29
Morales	-	-	6	3	-	9
Ndukwe	-	-	-	2	1	2
Palmer	-	-	5	2	-	7
Ray	-	-	7	9	7	16
Richardson	-	3	8	9	8	20
Slaughter	-	-	-	-	-	2
Ja. Thomas	-	10	1	3	-	14
K. Thompson	-	4	7	2	-	13
Ar. Williams	6	1	8	4	-	19
T. Williams	-	2	-	-	-	2

START CHART

SPECIAL TEAMS

Player	'14	'15	'16	'17	Streak	Career
Batt	-	-	-	10	10	10
Francis	-	7	7	9	8	23
Hernandez	-	10	10	9	7	29

PRONUNCIATION GUIDE

L'Dre Barnes	ELL-dray
Delwaun Beard	DELL-won
Jerry Beauchamp	BO-shamp
Job Buissereth	JOBE
	BOO-suh-RETH
Que'shaun Byrd	KWAY-sean Bird
Javon Camp-Villalovos	Juh-vaugn
	Camp VILL-uh-LOW-VOSE
Jabari Dunham	Juh-BAR-EE
	DONE-um
Atreyu Farrior	Uh-TREY-you
Javaunie Francis	Juh-VAUGHN-ee
Teaki Fuller	TEA-key
Teh'Ron Fuller	TAY-ron
Uriel Hernandez	YOUR-ee-ell
Tupac Isme	TWO-pac
	ISS-me
Dajuan Juackson	DUH-won
Jamauri Laguerre	Juh-MAR-ee
	Luh-GARE
Marquavious Linner	Mar-KWAY-VEE-us
Ja-Quan Lumas	Juh-KWAN
Deonte Mayo	DEE-on-TAY
	MAY-OH
Keavon Mitchell	KEY-vaugn
Alexander Morales	More-RAH-less
Marquavis Myers	Mar-KWAY-VUS
Kennedy Ndukwe	In-DUKE-way
Jacquae Peart	Jah-KWAY PEER-t
DiShawn Ray	DEE-sean
Prentiss Reid	PRINT-us
Diquan Richardson	DYE-kwan
Veion Robinson	VEE-on
Nicholas Roos	REWS
Jamaruz Thompkins	Juh-MARE-us
Akevious Williams	Ah-KEY-VEE-us
LaDerrien Wilson	Luh-DAIRY-in



TERRY SIMS

**Head Coach, Third Season
Knoxville, 1994**

In just two seasons as the head ball coach of Bethune-Cookman University, Terry Sims has experienced very few things that his predecessors endured before him. Now entering his eighth year overall at the Daytona Beach based institution, it will be his third year at the helm of the Wildcats program.

His sophomore season of 2016 saw the Jesup, Georgia native face difficulties that not even he could imagine. Injuries plagued the Wildcats, while weather forced three games to either be delayed significantly, cancelled or moved to another date altogether. Sims saw a total of 16 starters out of the rotation – all through the first five games of the campaign.

Despite all of those setbacks, the Wildcats of Bethune-Cookman were able to bounce back to win four consecutive games down the stretch, including the Florida Blue Florida Classic contest in Orlando at newly-renovated Camping World Stadium. The win over rival Florida A&M was the sixth of its kind consecutively. BCU concluded the season with a 4-6 overall mark, but collected three of those wins away from Municipal Stadium for a 2-3 overall mark on the year – with one loss coming at FBS opponent North Texas.

Following the campaign, junior safety Diquan Richardson would be named to the All-MEAC First Team on the defensive side of the ball under the guise of Sims, while Kevin Thompson would be selected to the third team on defense. Frank Brown would be named to the second team on offense. And it was running back Jamaruz Thompkins on the third team for offense, rounding out four total Maroon and Gold student-athletes named to the postseason all-conference team.

In the winter of 2017, Sims and his staff signed one of the best classes in school history, including a number of star-ranked performers by various recruiting outlets nationally.

During his rookie season as a head coach in 2015, Sims continued the positive success enjoyed by Bethune-Cookman with the school's fourth consecutive MEAC title. He led the Wildcats to a 9-2 record in his first season and a 7-1 mark, including a share of the MEAC title.

Sims, 45, has been a part of BCU's unprecedented run of five conference titles in six years, joining the staff in spring of 2010. While 2015 marked his first year as head coach of the Wildcats, it was his sixth season overall with the program.

Terry Sims was introduced as the 15th head coach at Bethune-Cookman University on December 22, 2014. He took over the program after spending the previous five years as an assistant coach for the Wildcats.

Under his guise in 2015, Sims was named MEAC Coach of the Year after matching South Carolina State (1980-83) for the second-longest streak in MEAC history with the run of four MEAC crowns on the spin.

The Wildcats were victorious over in-state rival Florida A&M, 35-14 in Sims' debut at the helm in the annual *Florida Blue Florida Classic*, securing their stake in the conference title. BCU led the MEAC in several statistical categories, including scoring offense (31.4 avg/g), total offense (445.0 avg/g), rushing offense (191.8 yds/g), pass offense (253.2 avg/g), and pass efficiency (164.1 efficiency). The Wildcats also held top 10 positions statistically in the FCS in passing yards per completion (6th) and team passing efficiency (3rd). BCU entered the STATS FCS Top 25 poll in the final ranking of the season (25th), slowly climbing the FCS Coaches Poll to reach 21st nationally following the last game of the regular season against FAMU.

Sims had a total of 10 student-athletes named to the All-MEAC first-, second- and third team, respectfully. The list included quarterback Quentin Williams, receiver Jawill Davis, offensive lineman Dariusz Bladek, linebacker Robert Way and defensive back Marquis Drayton – all named first team selections.

The former Knoxville College student-athlete standout is recognized nationally by several collegiate and professional coaches as "a head coach that is just now getting his program", after being viewed as head coach material for quite some time – though continuing to serve as an assistant – prior to his announcement in winter of 2014. His football knowledge and defensive prowess is unparalleled, and viewed by many as second-to-none. Since his arrival in Daytona Beach back in 2010, the Wildcats defense has consistently ranked in the top 25 statistically in several categories.

In his five years prior to accepting the head coaching position with BCU, Sims served as assistant head coach. He oversaw a variety of the day-to-day duties of the BCU program, as well as working extensively with the safeties, and serving as special teams coordinator. He helped to coach a number of Mid-Eastern Athletic Conference (MEAC) all-league performers, in addition to 2013 All-America safety Nick Addison.

Before arriving in Daytona Beach, Sims spent four seasons in the Nation's Capital of Washington, D.C., serving as recruiting coordinator, special teams coordinator and defensive backs coach at Howard University. Prior to moving into the MEAC, Sims coached cornerbacks at the University of Louisiana at Lafayette for two seasons, working to improve passing coverage, and aiding the Ragin' Cajuns in attaining top-25 national pass defense rankings.

An experienced coach with ties to Texas and the Mid-Atlantic region, Sims previously served in the secondary at Prairie View A&M. While working with the Panthers, Sims coached the defensive backs, in addition to kick returners. He was also in charge of breaking down film and preparing opponent scouting reports. Additionally, he was active in the planning of recruiting weekends, organizing on-and-off campus recruiting, while serving the role of academic and compliance liaison.

Prior to joining the PVAMU staff in 2004, Sims was the defensive backs coach at Texas Southern University in Houston, also serving as the assistant head coach for three seasons and was recruiting and video coordinator.

During his four-year term with the Tigers, Sims coached some of the top defensive backs in the Southwestern Athletic Conference, including Santino Hall, who finished the 2001 season leading the conference in pass breakups with 20, and Oliver Celestine, who led TSU in interceptions and broke the school record for yards on an interception return. Both players went on to play professionally (Celestine: NY Jets, Hall: Saskatchewan Roughriders).

Before coaching at TSU, Sims worked with the running backs at Austin Peay for three seasons. He produced the 1997 Offensive MVP, Chris Black, and DeAunta McAfee, who tied the school touchdown record.

Sims began his coaching career as a student assistant in 1994, working with the linebackers at his alma mater, Knoxville College. His next stop was at the University of Louisville, where he assisted the defensive backs as a graduate assistant in 1995 and had the opportunity to work with Sam Madison, who set the school record for interceptions (16) and passes defended (44), going on to be a four-time Pro Bowl selection with the Miami Dolphins and tie the NFL interception record (21).

Sims is a 1994 graduate of Knoxville College, where he was a team captain as a defensive back on the gridiron, while also patrolling center field in baseball. He would go on to earn his Master's Degree from Louisville in 1997. Sims is married to Joyce. The couple has two children: daughter Sierra, and son Xavier.

SIMS FILE

PERSONAL

Hometown	Jesup, Ga.
Education	Knoxville, 1994 (B.S., Psychology) Louisville, 1997 (M.Ed., Education)
Family	wife Joyce; daughter Sierra; son Xavier

COACHING EXPERIENCE

1994	Linebackers (Student Assistant), Knoxville
1995-96	Defensive Backs (Graduate Assistant), Louisville
1997-99	Running Backs/Recruiting Coord., Austin Peay
2000	Defensive Backs/Recruiting Coord., Texas Southern
2001-03	Asst. Head Coach/Defensive Backs, Texas Southern
2004	Defensive Backs/Special Teams, Prairie View A&M
2005-06	Cornerbacks, UL-Lafayette
2006-09	DBs/Special Teams/Recruiting Coord., Howard
2006-09	DBs/Special Teams/Recruiting Coord., Howard
2010-14	Asst. HC/Safeties/Special Teams, Bethune-Cookman
2015-17	Head Coach, Bethune-Cookman

FCS PLAYOFF EXPERIENCE, COACH (3)

2010	Second Round vs. New Hampshire
2012	First Round vs. Coastal Carolina
2013	First Round at Coastal Carolina

PLAYING EXPERIENCE

1990-93	Knoxville
----------------	-----------

2017 GAME RECAPS

Game 1 • 18/18 Miami (Fla.) 41, Bethune-Cookman 13

September 2, 2017 • Hard Rock Stadium • Miami Gardens, Fla.

- Redshirt senior running back **Michael D. Jones** touched the end zone for the first time since 2015, returning to the lineup after sitting out the 2016 season with a medical hardship waiver.
- With his second quarter grab, senior receiver **Jawill Davis** extends his streak of games with a catch to 22 consecutive.
- Redshirt junior quarterback **Jabari Dunham** entered the game in the fourth quarter, as the Eustis, Florida native earned his first-ever action at quarterback for the Wildcats after transferring to BCU from UT-Martin in 2016.
- Bethune-Cookman's 3-0 lead in the first quarter marked the first time the Wildcats have led against a nationally-ranked FBS in school history. It also marked the third time in the series that BCU has led at some point against Miami, including 2011 and '12.

STATISTICS

SCORING	1	2	3	4	OT	F
Bethune-Cookman	3	3	7	0	—	13
Miami (Fla.)	3	21	14	3	—	41

SCORING SUMMARY

1st	7:25	BC	Hernandez 36 yd field goal
	3:19	UM	Badgley 27 yd field goal
2nd	13:31	UM	Walton 5 yd run (Badgley kick)
	8:31	UM	Cager 5 yd pass from Rosier (Badgley kick)
	5:34	UM	Langham 5 yd pass from Rosier (Badgley kick)
	0:53	BC	Hernandez 35 yd field goal
3rd	12:30	UM	Walton 6 yd run (Badgley kick)
	6:16	BC	M.D. Jones 1 yd run (Hernandez kick)
	1:08	UM	Berrios 22 yd pass from Rosier (Badgley kick)
4th	5:14	UM	Badgley 50 yd field goal

TEAM STATISTICS	BCU	UM
FIRST DOWNS	20	28
RUSHES-YARDS (NET)	30-121	34-317
PASSING YDS (NET)	229	233
Passes Att-Comp-Int	39-25-1	31-18-0
TOTAL OFFENSE PLAYS-YARDS	69-350	65-550
Fumble Returns-Yards	0-0	0-0
Punt Returns-Yards	0-0	1-12
Kickoff Returns-Yards	4-100	3-65
Interception Returns-Yards	0-0	1-24
Punts (Number-Avg)	5-39.8	2-49.0
Fumbles-Lost	1-1	1-0
Penalties-Yards	13-101	8-83
Possession Time	34:29	25:31
Third-Down Conversions	8 of 17	4 of 8
Fourth-Down Conversions	2 of 2	0 of 0
Red-Zone Scores-Chances	3-3	6-7
Sacks By: Number-Yards	0-0	1-6

INDIVIDUAL STATISTICS

RUSHING: BCU — Isme 7-47; M.D. Jones 12-43, 1 TD; Mitchell 2-18; Brihm 5-15.

UM — Walton 16-148, 2 TDs; Homer 11-103; Rosier 4-41; Gray 3-25.

PASSING: BCU — Brihm 22-35-1-212; Dunham 3-4-0-17.

UM — Rosier 17-28-0-217, 3 TDs; Evan Shirreffs 1-2-0-16.

RECEIVING: BCU — Jones 7-51; Ja. Davis 5-48; Mitchell 4-23; F. Brown 2-23; Lumas 2-14;

Thompkins 1-41; Thomas 1-19; Byrd 1-13; Isme 1-2.

UM — Langham 3-65, 1 TD; Cager 3-47, 1 TD; Berrios 3-35, 1 TD; Homer 2-25; Walton 2-8; Harley 1-18; Dallas 1-16; Irvin II 1-11.

INTERCEPTIONS: BCU — None. UM — Young 1-24.

FUMBLES: BCU — Weaver 1-1. UM — Rosier 1-0.

SACKS (UA-A): BCU — None. UM — Jackson 1-0.

TACKLES (UA-A): BCU — D. Richardson 7-6; James 3-1; Morales 2-2; Ar. Williams 2-2;

Burgess 3-0; Merritt 3-0; Ray 2-1; Ndukwe 2-0; D. Jackson 2-0; Miller 1-1; Hendrix 1-1;

Evans 0-2. UM — Quarterman 6-2; Delaney 6-1; M. Jackson 4-0; Carter 4-0; Redwine 2-1;

De. Jackson 2-1; Pinckney 2-1; Ja. Johnson 1-2; Joe Jackson 1-2.

Game 2 • Bethune-Cookman 28, Southeastern La. 23

September 9, 2017 • Strawberry Stadium • Hammond, La.

- Senior receiver **Jawill Davis** extended his streak of consecutive games with a catch to 23 games in the first quarter.
- For the first time since the 2016 Florida Blue Florida Classic, Bethune-Cookman scored on its opening two possessions of the game resulting in touchdowns.
- Dating back to last year, Bethune-Cookman has now scored on its opening possession of the game in five of the last six games. **Anthony Cruz's** reception in the back of the end zone off a **Larry Brihm, Jr.** pass extended it to back-to-back games this season.
- For the second time in his three-years at the helm of the BCU program, **Terry Sims** collected a win in the Bayou State a week after falling to in-state opponent Miami (Fla.). In 2015, Sims registered his first collegiate head coaching win at Grambling State, a week after losing to FBS opponent Miami (Fla.) on the road.
- Redshirt senior quarterback **Larry Brihm, Jr.** was just short of a career-high in passing yards, accounting for 354 yards through the air in the win. However, he connected on a career-best 25 completions on 39 attempts and tallying a pair of passing touchdowns.

STATISTICS

SCORING	1	2	3	4	OT	F
Bethune-Cookman	14	0	0	14	—	28
Southeastern La.	3	6	7	7	—	23

SCORING SUMMARY

1st	10:48	BC	Cruz 11 yd pass from Brihm (Hernandez kick)
	6:43	SLU	Burkhard 32 yd field goal
	1:32	BC	M.D. Jones 4 yd run (Hernandez kick)
2nd	14:32	SLU	Burkhard 26 yd field goal
	6:14	SLU	Burkhard 33 yd field goal
3rd	12:42	SLU	Bethea 7 yd run (Burkhard kick)
4th	11:00	BC	Ja. Davis 2 yd pass from Brihm (Hernandez kick)
	10:36	SLU	Petit-Frere 92 yd kickoff return (Burkhard kick)
	6:04	BC	Brihm 1 yd run (Hernandez kick)

TEAM STATISTICS	BCU	SLU
FIRST DOWNS	22	14
RUSHES-YARDS (NET)	38-128	35-198
PASSING YDS (NET)	354	93
Passes Att-Comp-Int	39-25-1	24-11-3
TOTAL OFFENSE PLAYS-YARDS	77-482	59-291
Fumble Returns-Yards	0-0	0-0
Punt Returns-Yards	3-21	2-3
Kickoff Returns-Yards	5-100	5-159
Interception Returns-Yards	3-6	1-0
Punts (Number-Avg)	4-35.8	4-41.2
Fumbles-Lost	3-2	1-0
Penalties-Yards	14-132	10-85
Possession Time	33:36	26:24
Third-Down Conversions	4 of 13	4 of 12
Fourth-Down Conversions	1 of 1	0 of 1
Red-Zone Scores-Chances	4-4	4-4
Sacks By: Number-Yards	0-0	1-9

INDIVIDUAL STATISTICS

RUSHING: BCU — M.D. Jones 17-95, 1 TD; Brihm 12-25, 1 TD; Thompkins 6-11; Isme 1-0;

Mitchell 1-minus 1. SLU — Isom 5-86; Bethea 16-68, 1 TD; Maracalin 6-22; D. Johnson 4-16; Conner 1-3; Mitchell 1-2; M. Thomas 2-1.

PASSING: BCU — Brihm, Jr. 25-39-1-354, 2 TDs.

SLU — Isom 11-23-3-93; M. Thomas 0-1-0-0.

RECEIVING: BCU — Ja. Davis 7-138, 1 TD; Mitchell 6-125; M.D. Jones 4-27; F. Brown 3-25;

Byrd 2-13; Lumas 1-15; Cruz 1-11, 1 TD; Thompkins 1-0.

SLU — Dickey 6-58; Price 1-8; N. Jackson 1-7; Conner 1-7; Maracalin 1-7; A. Mitchell 1-6.

INTERCEPTIONS: BCU — Merritt 1-6; D. Richardson 1-0; Miller 1-0. SLU — Ellison 1-0.

FUMBLES: BCU — Brihm 3-2. SLU — Isom 1-0.

SACKS (UA-A): BCU — None. SLU — Teuhema 1-0.

TACKLES (UA-A): BCU — Morales 5-4; Gilbert 2-5; Ray 2-3; D. Richardson 2-2; Atreyu Farrior

1-3; Ja. Thomas 0-4; Bridges 0-4; Miller 2-1; Ndukwe 1-2; Merritt 1-2; Beard 0-3;

Da. Jackson 2-0; Mayo 2-0; Curry 1-1; Thompson 1-1; Evans 1-1.

SLU — Lyons 7-10; Teuhema 5-6; Williams 4-5; Spight 6-2; Jiannoni 4-2; Sigers 4-2;

Sexton 2-3; Ellison 3-1; Mosley 2-0; Miller 1-1; Craig 1-1; Cherry 1-1; Vaughn 0-2;

Rutledge 0-2.

2017 GAME RECAPS

Game 3 • Florida Atlantic 45, Bethune-Cookman 0

September 16, 2017 • FAU Stadium • Boca Raton, Fla.

- Redshirt senior safety **Diquan Richardson** collected his second interception of the year, picking off a Daniel Parr pass in the second quarter.
- Redshirt junior offensive lineman **Troy Wilkins II** took his first career snaps on the defensive line in the third quarter. He went on to register a tackle in the fourth quarter.
- The loss takes BCU to 2-8 all-time against teams from the Football Bowl Subdivision (FBS), including an 0-4 mark under **Terry Sims** in games against Miami (2x), Florida Atlantic and North Texas, respectfully.
- Former quarterback and current wide receiver senior **Anthony Cruz** took a total of three snaps under center for the Wildcats, including two to end the opening half. In the process, the Brooklyn, New York native attempted one pass to conclude the first half.

STATISTICS

SCORING	1	2	3	4	OT	F
Bethune-Cookman	0	0	0	0	—	0
Florida Atlantic	14	7	17	7	—	45

SCORING SUMMARY

1st	6:53	FAU	Parr 9 yd run (Joseph kick)
	3:57	FAU	Bryant 5 yd pass from Parr (Joseph kick)
2nd	9:06	FAU	Parr 2 yd run (Joseph kick)
3rd	11:15	FAU	Singletary 19 yd run (Joseph kick)
	7:42	FAU	Joseph 46 yd field goal
	5:29	FAU	Howell 1 yd run (Joseph kick)
4th	4:12	FAU	Tooley 14 yd fumble recovery (Joseph kick)

TEAM STATISTICS	BCU	FAU
FIRST DOWNS	7	32
RUSHES-YARDS (NET)	33-61	58-439
PASSING YDS (NET)	56	180
Passes Att-Comp-Int	22-9-1	32-19-1
TOTAL OFFENSE PLAYS-YARDS	55-117	90-619
Fumble Returns-Yards	0-0	1-14
Punt Returns-Yards	0-0	1--1
Kickoff Returns-Yards	2-30	1-6
Interception Returns-Yards	1-0	1-0
Punts (Number-Avg)	11-36.5	3-32.0
Fumbles-Lost	1-1	2-1
Penalties-Yards	10-83	8-83
Possession Time	26:56	33:04
Third-Down Conversions	3 of 15	4 of 13
Fourth-Down Conversions	0 of 0	2 of 4
Red-Zone Scores-Chances	0-0	5-6
Sacks By: Number-Yards	2-8	4-26

INDIVIDUAL STATISTICS

RUSHING: BCU — M.D. Jones 11-48; Thompkins 5-9; Dunham 2-7; Cruz 2-3;

Brihm, Jr. 7-minus 2; Isme 6-minus 4. FAU — Howell, Jr. 13-175, 1 TD; Singletary 11-109, 1 TD; Whyte, Jr. 13-48; Parr 8-38, 2 TD; Driskel 5-26; Franklin 1-18; Solomon 1-12; Hearn 4-11; Clark 2-2.

PASSING: BCU — Brihm, Jr. 9-19-1-56; Dunham 0-2-0-0; Cruz 0-1-0-0.

FAU — Parr 15-26-1-165, 1 TD; Driskel 4-6-0-15.

RECEIVING: BCU — Lumas 3-38; Cruz 2-13; F. Brown 1-7; Mitchell 1-0; M.D. Jones 1-minus 1; Byrd 1-minus 1. FAU — McNeal 4-70; Solomon 4-36; Singletary 3-22; Harrison 2-26; Franklin 2-12; Whyte, Jr. 1-8; Bryant 1-5; Clark 1-2; Harris 1-minus 1.

INTERCEPTIONS: BCU — Richardson 1-0. FAU — Tooley 1-0.

FUMBLES: BCU — Isme 1-1. FAU — Driskel 1-0; Singletary 1-1.

SACKS (UA-A): BCU — Bridges 2-0. FAU — Hafiz 0-1; Nagel 0-1; Internicola 1-0; W. Davis 1-0; Bagner 0-1; McCrary 0-1.

TACKLES (UA-A): BCU — Hendrix 7-3; Richardson 7-2; Miller 5-3; Ar. Williams 5-2; Merritt 4-3; James 3-4; Morales 2-3; Ndukwe 4-0; Johnson 2-2; Ray 0-4; Bridges 2-1; T. Williams 1-2; Wilkins II 0-3; Evans 0-3. FAU — Hafiz 1-5; R. Smith 4-1; Al-Shaair 2-3; Harris 2-2; W. Davis 1-3; Internicola 2-1; Ra. Williams 2-1; McCarthy 1-2; Leggett 0-3.

Game 4 • Howard 26, Bethune-Cookman 24

September 23, 2017 • Greene Stadium • Washington, D.C.

- Redshirt senior running back **Michael D. Jones** eclipsed the 100 yard mark on the ground for the first time in 2017.
- Redshirt senior quarterback **Larry Brihm, Jr.** connected on a passing touchdown for the third time in four games on the road during the 2017 season, hooking up with **Frank Brown** in the second quarter.
- Junior kicker **Uriel Hernandez** registered a season-long 42-yard field goal, giving him a made FG in three out of five attempts on the campaign.
- Junior punter **Javuanie Francis** handled all punts and kickoffs for the Wildcats in the second consecutive game.

STATISTICS

SCORING	1	2	3	4	OT	F
Bethune-Cookman	7	7	10	0	—	24
Howard	0	14	6	6	—	26

SCORING SUMMARY

1st	1:23	BCU	Brihm 20 yd run (Hernandez kick)
2nd	14:40	HOW	Lemonier 0 yd fumble recovery (Lebofsky kick)
	10:18	BCU	Brown 23 yd pass from Brihm (Hernandez kick)
	0:03	HOW	Philyaw 5 yd pass from Newton (Lebofsky kick)
3rd	11:35	HOW	Newton 1 yd run (Collins pass failed)
	8:58	BCU	Byrd 24 yd run (Hernandez kick)
	1:24	BCU	Hernandez 42 yd field goal
4th	0:39	HOW	Newton 5 yd run (Lebofsky kick failed)

TEAM STATISTICS	BCU	HOW
FIRST DOWNS	22	23
RUSHES-YARDS (NET)	45-199	53-343
PASSING YDS (NET)	185	157
Passes Att-Comp-Int	27-16-0	25-12-1
TOTAL OFFENSE PLAYS-YARDS	72-384	78-500
Fumble Returns-Yards	0-0	0-0
Punt Returns-Yards	0-0	1-1
Kickoff Returns-Yards	4-86	2-39
Interception Returns-Yards	1-0	0-0
Punts (Number-Avg)	4-34.8	4-28.2
Fumbles-Lost	3-0	1-0
Penalties-Yards	7-55	9-43
Possession Time	32:07	27:53
Third-Down Conversions	3 of 14	5 of 13
Fourth-Down Conversions	2 of 5	1 of 4
Red-Zone Scores-Chances	2-3	4-6
Sacks By: Number-Yards	3-14	1-9

INDIVIDUAL STATISTICS

RUSHING: BCU — M.D. Jones 21-112; Thompkins 12-44; Byrd 2-27, 1 TD;

Brihm, Jr. 9-16, 1 TD; Keavon Mitchell 1-0. HOW — Newton 22-140, 2 TD; Philyaw 12-93; Lewis 9-53; Wortham 9-51; Ezzard 1-6; Lemonier 0-0, 1 TD.

PASSING: BCU — Brihm, Jr. 16-27-0-185, 1 TD. HOW — Newton 12-25-1-157, 1 TD.

RECEIVING: BCU — Brown 7-84, 1 TD; Mitchell 3-48; Lumas 2-12; M.D. Jones 1-13;

Ja. Davis 1-12; Byrd 1-11; Thompkins 1-5. HOW — Lemonier 4-21; Wortham 3-78;

Ezzard 1-25; Anthony 1-17; Gillespie 1-12; Philyaw 1-5, 1 TD; A. Lewis 1-minus 1.

INTERCEPTIONS: BCU — Ar. Williams 1-0. HOW — None.

FUMBLES: BCU — M.D. Jones 2-0; Brihm, Jr. 1-0. HOW — Newton 1-0.

SACKS (UA-A): BCU — Ford 1-1; Howard 1-0; Bridges 0-1. HOW — Motley 1-0.

TACKLES (UA-A): BCU — Richardson 10-2; Hendrix 6-4; Beard 6-1; Merritt 3-2; Evans 4-0;

J. Johnson 4-0; Howard 3-1; Ar. Williams 3-0; Ndukwe 3-0; Bridges 2-1; Burgess 2-1; Palmer 1-1; Ford 1-1; James 0-2; Weaver 1-0; Lawrence 1-0; Ja. Davis 1-0; F. Brown 1-0; Thomas 1-0; Ray 1-0. HOW — Fields II 4-3; Rollins 5-0; Fuller 4-1; Lassiter 4-1; Hunt 4-0; R. Johnson 4-0; Freeland 4-0; Anglin 3-1; Allison 2-1; Leonard 2-0; Cook 1-1; Gray 1-1; Hurtado 1-1; TEAM 1-0; Collins 1-0; Motley 1-0; Everett 1-0; Conteh 1-0; Hutcherson 1-0; Walker 0-1; Do. Smith 0-1; Philyaw 0-1; Larkin 0-1.

2017 GAME RECAPS

Game 5 • Bethune-Cookman 24, Savannah State 12

September 30, 2017 • Municipal Stadium • Daytona Beach, Fla.

- Redshirt senior running back **Jamaruz Thompkins** rushed for a career-high 126 yards and a touchdown on 14 carries in the contest. He also burst for a career-long 69-yard touchdown in the third quarter.
- Seven different Wildcats hauled in a reception on the day from quarterbacks **Larry Brihm, Jr.** and **Akevious Williams**.
- Redshirt sophomore quarterback **Akevious Williams** saw action for the first time this season behind center. He ran for 95 yards and passed for 58 yards and a touchdown on the afternoon.
- Safety **Diquan Richardson** and linebacker **Marquis Hendrix** both registered seven tackles on the afternoon, while Hendrix also tallied a quarterback hurry.

STATISTICS

SCORING	1	2	3	4	OT	F
Savannah State	0	2	3	7	—	12
Bethune-Cookman	7	3	7	7	—	24

SCORING SUMMARY

1st	9:50	BCU	Brihm 10 yd run (Hernandez kick)
2nd	10:28	BCU	Hernandez 32 yd field goal
	4:24	SSU	Johnson safety
3rd	4:05	SSU	Lugo 29 yd field goal
	2:32	BCU	Thompkins 69 yd run (Hernandez kick)
4th	7:28	SSU	Saxton 43 yd run (Lugo kick)
	2:21	BCU	Byrd 6 yd pass from Ak. Williams (Hernandez kick)

TEAM STATISTICS	SSU	BCU
FIRST DOWNS	12	22
RUSHES-YARDS (NET)	33-105	42-293
PASSING YDS (NET)	58	97
Passes Att-Comp-Int	21-8-0	27-14-1
TOTAL OFFENSE PLAYS-YARDS	54-163	69-390
Fumble Returns-Yards	0-0	0-0
Punt Returns-Yards	3-32	2-40
Kickoff Returns-Yards	4-84	1-22
Interception Returns-Yards	1-0	0-0
Punts (Number-Avg)	8-36.5	6-37.5
Fumbles-Lost	2-1	2-0
Penalties-Yards	8-82	13-134
Possession Time	24:18	35:42
Third-Down Conversions	3 of 14	6 of 15
Fourth-Down Conversions	0 of 2	0 of 0
Red-Zone Scores-Chances	1-1	3-5
Sacks By: Number-Yards	1-7	6-30

INDIVIDUAL STATISTICS

RUSHING: SSU — Saxton 13-104, 1 TD; Smith II 2-10; McCloud 2-2; Gibbons 14-1; Shah 1-1; McCloud 1-minus 13. BCU — Thompkins 14-126, 1 TD; Ak. Williams 10-95; Byrd 1-29; Isme 7-21; Brihm, Jr. 6-14, 1 TD; Rigby 4-8.

PASSING: SSU — Gibbons 8-19-0-58; Smith II 0-1-0-0; Handler 0-1-0-0. BCU — Brihm, Jr. 6-16-1-39; Ak. Williams 8-11-0-58, 1 TD.

RECEIVING: SSU — Smith II 3-8; Shah 2-31; Saxton 2-6; C. White 1-13. BCU — Mitchell 4-14; Ja. Davis 2-25; Lumas 2-24; Byrd 2-9, 1 TD; F. Brown 2-8; Francois 1-20; Isme 1-minus 3.

INTERCEPTIONS: SSU — Bennett 1-0. BCU — None.

FUMBLES: SSU — McCloud 1-0; Gibbons 1-1. BCU — Brihm, Jr. 1-0; Ak. Williams 1-0.

SACKS (UA-A): SSU — Dorsey 1-0. BCU — Mayo 2-0; Farrior 1-0; Ray 1-0; Beard 1-0; Ford 0-1; Palmer 0-1.

TACKLES (UA-A): SSU — Rutledge 5-4; Carswell 5-3; Tolbert 7-0; T. Johnson 6-0; Bonner 4-1; Burns III 2-3; Banks 4-0; Cooper 2-2; Bennett 2-2; Dorsey 2-1; Crowley 1-1; Bent 1-1; Coxfield 0-1; Rumph 0-1. BCU — Richardson 5-2; Hendrix 2-5; Burgess 3-2; Ford 2-3; J. Johnson 3-1; Ray 2-2; James 0-4; Miller 3-0; Mayo 2-1; Morales 1-1; Merritt 0-2; Howard 0-2; Beard 1-0; Farrior 1-0; Francis 1-0; Hunt 0-1; Palmer 0-1; Ar. Williams 0-1; Slaughter 0-1; Mallard 0-1; Bridges 0-1; J. Thomas 0-1; T. Williams 0-1; Robinson 0-1.

Game 6 • Bethune-Cookman 12, South Carolina State 9

October 14, 2017 • Municipal Stadium • Daytona Beach, Fla.

- Junior kicker **Uriel Hernandez** connected on 4-of-5 field goals in the game, matching the most field goals in a game since 1989.
- With the win, Bethune-Cookman collected its first victory in the modern era without registering an offensive touchdown.
- Redshirt senior quarterback **Larry Brihm, Jr.** recorded his third game of the season with at least 200 yards passing. He finished 22-of-34 for 234 yards in the game.
- A total of nine different Wildcats receivers caught a pass in the ball game, including five a piece from **Keavon Mitchell** and **Jawill Davis**, respectively.

STATISTICS

SCORING	1	2	3	4	OT	F
S.C. State	0	9	0	0	—	9
Bethune-Cookman	3	6	0	3	—	12

SCORING SUMMARY

1st	9:22	BCU	Hernandez 34 yd field goal
2nd	14:00	BCU	Hernandez 37 yd field goal
	8:32	SCSU	Scandrett 34 yd field goal
	2:50	SCSU	Samuel 4 yd run (Scandrett kick blocked)
	0:00	BCU	Hernandez 32 yd field goal
4th	12:09	BCU	Hernandez 33 yd field goal

TEAM STATISTICS	SCSU	BCU
FIRST DOWNS	17	21
RUSHES-YARDS (NET)	28-93	33-129
PASSING YDS (NET)	168	242
Passes Att-Comp-Int	35-16-1	41-23-0
TOTAL OFFENSE PLAYS-YARDS	63-261	74-371
Fumble Returns-Yards	0-0	0-0
Punt Returns-Yards	1-0	1-1
Kickoff Returns-Yards	3-26	2-34
Interception Returns-Yards	0-0	1-18
Punts (Number-Avg)	6-40.7	4-44.8
Fumbles-Lost	1-0	0-0
Penalties-Yards	5-60	19-138
Possession Time	27:48	32:12
Third-Down Conversions	3 of 13	4 of 14
Fourth-Down Conversions	1 of 2	0 of 2
Red-Zone Scores-Chances	2-3	4-5
Sacks By: Number-Yards	1-6	2-7

INDIVIDUAL STATISTICS

RUSHING: SCSU — Samuel 14-56, 1 TD; Ford, Jr. 8-21; James 5-15; Caldwell 1-1.

BCU — Isme 8-37; Brihm, Jr. 10-35; Thompkins 11-31; Byrd 1-14; Ak. Williams 2-10; Rigby 1-2.

PASSING: SCSU — Ford, Jr. 16-32-1-168; Team 0-3-0-0.

BCU — Brihm, Jr. 22-34-0-234; Ak. Williams 1-5-0-8; F. Brown 0-1-0-0; Team 0-1-0-0.

RECEIVING: SCSU — Baxley 4-68; Caldwell 3-23; Samuel 3-3; Dubose 2-32; J. Williams 2-26; Burroughs 2-16. BCU — Mitchell 5-44; Ja. Davis 5-36; Thompkins 3-30; Byrd 3-27; Francois 2-31; Thomas 2-23; Isme 1-19; Mallard 1-17; F. Brown 1-15.

INTERCEPTIONS: SCSU — None. BCU — Richardson 1-18.

FUMBLES: SCSU — James 1-0. BCU — None.

SACKS (UA-A): SCSU — Newell 0-1; Leonard 0-1. BCU — Howard 0-1; Hendrix 1-0; Palmer 0-1.

TACKLES (UA-A): SCSU — Leonard 8-7; Taylor 9-4; Baxter 4-1; Crouch 3-1; Powell 2-2; Gathers 2-2; Newell 1-2; Cravens 0-3; Ford 2-0; Kelly 2-0; McKeiver 1-1; Goodwin 1-1; Gilchrist 0-2; Perry 0-2; Burroughs 1-0; J. Williams 0-1; Caldwell 0-1; Baxley 0-1; B. Johnson 0-1. BCU — Hendrix 5-6; Merritt 3-3; Richardson 3-3; James 0-5; Burgess 3-1; Johnson 3-1; Beard 2-2; Ar. Williams 2-1; Palmer 1-2; Ray 0-3; Howard 0-3; Morales 2-0; Bridges 1-1; Ford 0-2; Robinson 1-0; Francis 1-0; Bozeman 1-0; Slaughter 0-1; Marc 0-1; Ndukwe 0-1.

2017 GAME RECAPS

Game 7 • 11/12 North Carolina A&T 24, Bethune-Cookman 20 October 21, 2017 • Aggie Stadium • Greensboro, N.C.

- With Bethune-Cookman holding onto a 20-17 lead entering the fourth quarter, it represented the first time all season that North Carolina A&T trailed in the fourth quarter of a game in 2017.
- Redshirt senior quarterback **Larry Brihm, Jr.** connected on a 30-yard scoring strike with senior receiver **Frank Brown** in the second quarter, accounting for Brown's second receiving touchdown of the campaign.
- Junior kicker **Uriel Hernandez** was perfect from 31 and 33 yards, respectively, on field goals. That allowed the Homestead, Florida native to register successful field goals in six of his last seven attempts.
- For the second consecutive game, linebacker **Marquis Hendrix** finished the game with a team-leading eight tackles. That includes a quarterback sack and a quarterback hurry.

STATISTICS

SCORING	1	2	3	4	OT	F
Bethune-Cookman	3	10	7	0	—	20
North Carolina A&T	7	7	0	10	—	24

SCORING SUMMARY

1st	10:30	BCU	Hernandez 33 yd field goal
	1:04	NCAT	Capel 62 yd pass from Raynard (Ruiz kick)
2nd	12:10	BCU	Hernandez 31 yd field goal
	8:37	BCU	Brown 30 yd pass from Brihm (Hernandez kick)
	5:29	NCAT	Griffin 45 yd pass from Raynard (Ruiz kick)
3rd	8:47	BCU	Brihm 1 yd run (Hernandez kick)
4th	13:05	NCAT	Ruiz 30 yd field goal
	8:26	NCAT	Scott 4 yd pass from Raynard (Ruiz kick)

TEAM STATISTICS	BCU	NCAT
FIRST DOWNS	16	12
RUSHES-YARDS (NET)	35-121	28-105
PASSING YDS (NET)	157	202
Passes Att-Comp-Int	36-20-1	26-12-0
TOTAL OFFENSE PLAYS-YARDS	71-278	54-307
Fumble Returns-Yards	0-0	0-0
Punt Returns-Yards	0-0	2-3
Kickoff Returns-Yards	5-82	4-88
Interception Returns-Yards	0-0	1-3
Punts (Number-Avg)	6-39.7	6-34.0
Fumbles-Lost	0-0	0-0
Penalties-Yards	3-30	8-70
Possession Time	33:33	26:27
Third-Down Conversions	10 of 18	3 of 13
Fourth-Down Conversions	0 of 0	1 of 2
Red-Zone Scores-Chances	3-3	2-2
Sacks By: Number-Yards	2-8	5-32

INDIVIDUAL STATISTICS

RUSHING: BCU — Thompsons 11-49; Ak. Williams 5-42; Isme 8-27; Brihm, Jr. 11-3, 1 TD.

NCAT — Cartwright 20-91; Ja. Smith 4-21; Gardin 1-4; Raynard 3-minus 11.

PASSING: BCU — Brihm, Jr. 18-29-0-144, 1 TD; Ak. Williams 2-7-1-13.

NCAT — Raynard 11-25-0-177, 3 TDs; Capel 1-1-0-25.

RECEIVING: BCU — Mitchell 6-28; Thompsons 4-29; F. Brown 3-36, 1 TD; Cruz 3-32; Isme 2-9;

Francois 1-14; Ja. Davis 1-9. NCAT — Hunt 3-27; Griffin 2-52, 1 TD; T. Scott 2-5, 1 TD;

Capel 1-62, 1 TD; Raynard 1-25; Gardin 1-15; Bell 1-10; Ja. Smith 1-6.

INTERCEPTIONS: BCU — None. NCAT — D. Jones 1-3.

FUMBLES: BCU — None. NCAT — None.

SACKS (UA-A): BCU — Ford 1-0; Hendrix 1-0. NCAT — D. Johnson 2-0; Blue 1-0; J. Williams 1-0; Melton 1-0.

TACKLES (UA-A): BCU — Hendrix 6-2; Ar. Williams 3-3; Richardson 4-1; James 3-2; J. Johnson 1-3; Ford 1-3; Ray 1-3; Burgess 3-0; Ndukwe 2-0; Morales 1-1; Miller 1-1; Mayo 1-1; Rivers 1-0; F. Brown 1-0; T. Curry 1-0; Beard 0-1; Robinson 0-1; Merritt 0-1; Gilbert 0-1. NCAT — D. Jones 8-2; Melton 6-0; Richardson 4-0; Willis 3-1; J. Williams 3-1; McCoy 3-1; D. Johnson 3-1; McKnight 1-3; Echols 3-0; Blue 3-0; Darden 2-1; Albert 2-0; McCain III 2-0; Taylor 2-0; Smalls 1-1; Kendrick 1-0; T. Wilson 1-0; Cartwright 1-0; Hollingsworth 0-1.

Game 8 • Bethune-Cookman 24, Hampton 21

October 28, 2017 • Municipal Stadium • Daytona Beach, Fla.

- Junior kicker **Uriel Hernandez** connected on three extra points and a field goal. That moves him to a perfect 16-for-16 in point-after attempts on the year. He has also made 7 of his last 9 field goal attempts.
- Freshman running back **Que'shaun Byrd** registered a season-long 66-yard reception on the afternoon.
- Redshirt senior quarterback **Larry Brihm, Jr.** was 19-of-29 passing for 262 yards and a touchdown. That allowed him to now amass 3,961 yards throughout his career, as well as connecting for 24 passing touchdowns.
- Redshirt junior defensive end **Todney Evans** picked up a team-high seven tackles (three solo), as well as a game-high pair of quarterback sacks. He would also collect a career-best two pass deflections on the day.

STATISTICS

SCORING	1	2	3	4	OT	F
Hampton	7	0	14	0	—	21
Bethune-Cookman	14	3	0	7	—	24

SCORING SUMMARY

1st	12:01	BCU	Brown 15 yd pass from Brihm (Hernandez kick)
	8:07	BCU	Isme 16 yd run (Hernandez kick)
	6:16	HAM	Bell 12 yd pass from D. Williams (A. Brown kick)
2nd	8:56	BCU	Hernandez 32 yd field goal
3rd	5:52	HAM	Bell 5 yd pass from D. Williams (A. Brown kick)
	3:46	HAM	D. Williams 8 yd run (A. Brown kick)
4th	3:10	BCU	Ja. Davis 7 yd pass from Ak. Williams (Hernandez kick)

TEAM STATISTICS	HAM	BCU
FIRST DOWNS	16	20
RUSHES-YARDS (NET)	28-75	35-91
PASSING YDS (NET)	197	276
Passes Att-Comp-Int	29-16-1	36-22-1
TOTAL OFFENSE PLAYS-YARDS	57-272	71-367
Fumble Returns-Yards	0-0	0-0
Punt Returns-Yards	2-0	3-8
Kickoff Returns-Yards	4-65	2-14
Interception Returns-Yards	1-28	1-0
Punts (Number-Avg)	8-40.9	5-43.8
Fumbles-Lost	1-0	1-1
Penalties-Yards	9-78	14-128
Possession Time	29:12	30:48
Third-Down Conversions	6 of 14	5 of 14
Fourth-Down Conversions	0 of 0	2 of 2
Red-Zone Scores-Chances	3-4	4-5
Sacks By: Number-Yards	2-10	7-42

INDIVIDUAL STATISTICS

RUSHING: HAM — Y. Johnson 7-56; McKenzie 8-43; D. Williams 13-minus 24, 1 TD.

BCU — M.D. Jones 12-45; Isme 3-19, 1 TD; Ak. Williams 4-15; Thompsons 11-13; TEAM 1-0; Brihm, Jr. 4-minus 1.

PASSING: HAM — D. Williams 16-28-1-197, 2 TDs; TEAM 0-1-0-0.

BCU — Brihm, Jr. 19-29-0-262, 1 TD; Akevious Williams 3-7-1-14, 1 TD.

RECEIVING: HAM — Bell 8-79, 2 TDs; Knight 5-91; Y. Johnson 2-21; Powell 1-6.

BCU — F. Brown 6-63, 1 TD; Byrd 3-20; Ja. Davis 3-16, 1 TD; Isme 2-122; Francois 2-19;

Mitchell 2-15; Cruz 1-16; Thomas 1-8; Thompsons 1-3; Lumas 1-minus 6.

INTERCEPTIONS: HAM — Huskey 1-28. BCU — Marc 1-0.

FUMBLES: HAM — D. Williams 1-0. BCU — Lumas 1-1.

SACKS (UA-A): HAM — J. Davidson 1-0; Obasuyi 1-0. BCU — Evans 1-2; Hendrix 2-0; Beard 1-1; Ford 0-1; Bridges 0-1; James 0-1.

TACKLES (UA-A): HAM — Diarrassouba 6-3; Huskey 3-4; Davidson 3-4; Varcciann 4-1; Obasuyi 2-3; S. Smith 2-2; Sturdivant 1-3; Scott 1-3; Perry 1-3; Marr 0-4; Commissiong 0-4; Carr 3-0; Alcorn 2-1; D. Smith 1-1; O. Smith 1-1; Edmonds 1-0; Cole 1-0; N. Thomas 1-0; Freeman 1-0; Miller 0-1; Edward 0-1; Prevost 0-1. BCU — Evans 3-4; D. Richardson 5-1; James 3-3; Hendrix 2-4; Merritt 4-0; Howard 1-3; Ford 0-4; Ndukwe 2-1; Beard 2-1; Bridges 2-1; Ray 0-3; Miller 2-0; Ar. Williams 1-1; Rivers 1-1; Rigby 1-1; Robinson 1-1; Mayo 0-2; Laguerre 1-0; Tyre Curry 0-1; Cruz 0-1; Lumas 0-1.

2017 GAME RECAPS

Game 9 • Bethune-Cookman 41, Morgan State 28

November 4, 2017 • Municipal Stadium • Daytona Beach, Fla.

- Redshirt senior quarterback **Larry Brihm, Jr.** tied a season- and career-high with 354 passing yards in the game. In all, he connected on 23-of-30 passes.
- Bethune-Cookman paid thanks to a total of 29 departing seniors from the 2017 team in a pregame ceremony for *Senior Appreciation Day*.
- Redshirt senior wide receiver **Frank Brown** hauled in a touchdown from **Larry Brihm, Jr.**, moving Brown into a tie for second all-time at BCU for career touchdown receptions with 21 to his credit.
- With five touchdown passes in the game, **Larry Brihm, Jr.** tied the school record for single game touchdown passes, matching Bernard Hawk (vs. Morris Brown, 1983) and Jarod Rucker (at South Carolina State, 2007).

STATISTICS

SCORING	1	2	3	4	OT	F
Morgan State	0	14	14	0	—	28
Bethune-Cookman	7	13	21	0	—	41

SCORING SUMMARY

1st	1:56	BCU	Mitchell 27 yd pass from Brihm (Hernandez kick)
2nd	8:56	MSU	Bailey 5 yd pass from Harris (Raya kick)
	8:26	BCU	Ja. Davis 35 yd pass from Brihm (Hernandez kick blocked)
	4:07	MSU	Harrell 10 yd run (Raya kick)
	0:15	BCU	F. Brown 8 yd pass from Brihm (Hernandez kick)
3rd	13:02	BCU	Thompkins 20 yd run (Hernandez kick)
	6:35	BCU	Byrd 24 yd pass from Brihm (Hernandez kick)
	5:27	MSU	Harrell 87 yd run (Raya kick)
	3:51	BCU	Lumas 23 yd pass from Brihm (Hernandez kick)
	0:31	MSU	David 16 yd pass from Harris (Raya kick)

TEAM STATISTICS	MSU	BCU
FIRST DOWNS	23	19
RUSHES-YARDS (NET)	52-351	20-88
PASSING YDS (NET)	153	383
Passes Att-Comp-Int	21-10-1	32-25-0
TOTAL OFFENSE PLAYS-YARDS	73-504	52-471
Fumble Returns-Yards	0-0	0-0
Punt Returns-Yards	1-1	1-0
Kickoff Returns-Yards	6-111	1-25
Interception Returns-Yards	0-0	1-0
Punts (Number-Avg)	5-40.6	8-46.0
Fumbles-Lost	2-0	0-0
Penalties-Yards	4-25	9-87
Possession Time	34:57	25:03
Third-Down Conversions	5 of 14	1 of 9
Fourth-Down Conversions	0 of 2	0 of 0
Red-Zone Scores-Chances	3-4	2-2
Sacks By: Number-Yards	2-6	3-24

INDIVIDUAL STATISTICS

RUSHING: MSU — Harrell 19-218, 2 TDs; Walker, Jr. 8-67; Chase 9-58; Harris 14-21; Staley 1-minus 6; Poteat 1-minus 7. BCU — M.D. Jones 5-48; Thompkins 5-29, 1 TD; Isme 3-14; Brihm, Jr. 4-1; TEAM 1-minus 2; Rigby 2-minus 2.

PASSING: MSU — Harris 8-14-1-121, 2 TDs; Staley 2-7-0-32. BCU — Brihm, Jr. 23-30-0-354, 5 TDs; Dunham 2-2-0-29.

RECEIVING: MSU — Trigg 3-45; David 2-39, 1 TD; Baldwin 2-39; Bailey 2-21, 1 TD; Harrell 1-9. BCU — Ja. Davis 5-116, 1 TD; F. Brown 5-85, 1 TD; Mitchell 4-57, 1 TD; Francois 3-17; Byrd 3-15, 1 TD; Lumas 2-53, 1 TD; M.D. Jones 2-8; Rigby 1-32.

INTERCEPTIONS: MSU — None. BCU — Marc 1-0.

FUMBLES: MSU — Harris 1-0; Staley 1-0. BCU — None.

SACKS (UA-A): MSU — McCray 1-0; McBorrough 1-0. BCU — Evans 0-1; J. Johnson 1-0; Beard 0-1; Ford 1-0.

TACKLES (UA-A): MSU — Kennedy 4-3; Rogers 4-2; McBorrough 3-3; Washington 1-4; Small 3-1; Harris 1-3; Honeycutt 1-2; D. Jackson 2-0; McCray 2-0; Ramos 1-1; Jenkins 1-1; Alvis 1-1; Cry 0-2; Griffin 1-0; J. Robinson 0-1. BCU — J. Johnson 6-4; James 4-5; Robinson 4-5; D. Richardson 3-6; Evans 2-7; Ford 4-4; Miller 2-4; Howard 3-1; Beard 3-1; Ray 1-3; Ar. Williams 0-4; Merritt 0-4; Ndukwe 2-1; Rigby 1-0; Marc 1-0; Jar. Davis 0-1; Farrior 0-1; Palmer 0-1; Francois 0-1; Bridges 0-1; Morales 0-1; Rivers 0-1; Hendrix 0-1; Gilbert 0-1.

Game 10 • Bethune-Cookman 13, N.C. Central 10

November 11, 2017 • O'Kelly-Riddick Stadium • Durham, N.C.

- Junior punter **Javaunie Francis** boomed away nine punts for 404 yards, averaging 44.9 yards per kick. In the process, he booted three kicks over 50 yards, as well as a game-long 58-yarder.
- For the first time in recorded history, Bethune-Cookman completed a "Hail Mary" to win the game on the last play of the contest as **Larry Brihm, Jr.** connected with **Keavon Mitchell** off a tipped pass in the end zone as time expired.
- Redshirt sophomore quarterback **Akevious Williams** rushed in from one yard out in the third quarter, accounting for his first rushing score of the season.
- Junior transfer linebacker/defensive back **Kennedy Ndukwe** led all performers with a career-high 11 tackles, including nine by solo performance.
- Keavon Mitchell** returned his first punt of the year, accounting for the first punt return yards in 2017 for someone other than **Frank Brown**.

STATISTICS

SCORING	1	2	3	4	OT	F
Bethune-Cookman	0	0	7	6	—	13
N.C. Central	0	0	0	10	—	10

SCORING SUMMARY

3rd	6:44	BCU	Ak. Williams 1 yd run (Hernandez kick)
4th	13:19	NCC	A. Johnson 22 yd field goal
	0:16	NCC	McKoy 4 yd pass from Caldwell (A. Johnson kick)
	0:00	BCU	Mitchell 48 yd pass from Brihm

TEAM STATISTICS	BCU	NCCU
FIRST DOWNS	9	19
RUSHES-YARDS (NET)	28-78	42-212
PASSING YDS (NET)	100	100
Passes Att-Comp-Int	20-8-0	32-14-1
TOTAL OFFENSE PLAYS-YARDS	48-178	74-312
Fumble Returns-Yards	0-0	0-0
Punt Returns-Yards	1-0	5-64
Kickoff Returns-Yards	3-53	1-0
Interception Returns-Yards	1-0	0-0
Punts (Number-Avg)	9-44.9	5-31.6
Fumbles-Lost	1-0	3-1
Penalties-Yards	8-100	7-54
Possession Time	24:00	36:00
Third-Down Conversions	1 of 12	7 of 17
Fourth-Down Conversions	1 of 1	1 of 2
Red-Zone Scores-Chances	1-1	2-3
Sacks By: Number-Yards	0-0	3-10

INDIVIDUAL STATISTICS

RUSHING: BCU — M.D. Jones 4-36; Thompkins 5-12; Isme 7-12; Ak. Williams 7-12, 1 TD; Brihm, Jr. 5-6. NCCU — Caldwell 21-148; Totten 10-42; McClain 8-13; Murphy 1-5; Simpson 2-4.

PASSING: BCU — Brihm, Jr. 5-13-0-90, 1 TD; Ak. Williams 3-7-0-10. NCCU — Caldwell 14-32-1-100, 1 TD.

RECEIVING: BCU — Mitchell 2-59, 1 TD; M.D. Jones 2-14; Francois 1-17; Cruz 1-5; F. Brown 1-4; Ja. Davis 1-1. NCCU — Murphy 5-21; Miller 3-42; McKoy 3-19; McClain 1-9; Kennedy 1-6; McCoy 1-3.

INTERCEPTIONS: BCU — Miller 1-0. NCCU — None.

FUMBLES: BCU — Brihm, Jr. 1-0. NCCU — Murphy 2-1; Caldwell 1-0.

SACKS (UA-A): BCU — None. NCCU — Cox 1-1; O'Neal 0-2; Harris 0-1.

TACKLES (UA-A): BCU — Ndukwe 9-2; Hendrix 5-4; Richardson 1-6; James 3-2; J. Johnson 0-5; Morales 3-1; Ray 2-2; Evans 2-1; Ford 2-1; Bridges 1-2; Palmer 2-0; Howard 2-0; Mayo 2-0; Gilbert 1-1; Beard 1-1; Miller 0-2; Marc 0-2; Burgess 1-0; Thomas 1-0. NCCU — O'Neal 4-3; Anyanwu 3-3; Hunter 3-3; Reynolds 4-1; J. Smith 2-3; McClellon 2-1; Nelson 2-0; Saunders 1-1; Cox 1-1; Evans 1-1; Harris 0-2; Carter 1-0; Bailey 1-0; Burton 0-1.



2017 STATISTICS (OVERALL: 6-4, MEAC: 5-2, HOME: 4-0, AWAY: 2-4, NETRAL: 0-0)

RESULTS

6-4 (5-2 MEAC)						
DATE	BC	OPP	OPPONENT	W/L	SCORE	ATT
Sept. 2	—	18	at Miami (Fla.)	L	41-13	50,454
Sept. 9	—	—	at Southeastern La.	W	28-23	6,321
Sept. 16	—	—	at Florida Atlantic	L	45-0	16,743
Sept. 23	—	—	• at Howard	L	26-24	2,217
Sept. 30	—	—	• Savannah State	W	24-12	6,945
Oct. 14	—	—	• South Carolina State	W	12-9	6,191
Oct. 21	—	11	• at North Carolina A&T	L	24-20	13,262
Oct. 28	—	—	• Hampton	W	24-21	10,951
Nov. 4	—	—	• Morgan State	W	41-28	5,261
Nov. 11	—	—	• at N.C. Central	W	13-10	5,769
Nov. 18	—	—	• vs. Florida A&M			

TEAM STATISTICS

	BCU	OPP
SCORING	199	239
Points Per Game	19.9	23.9
Points Off Turnovers	7	34
FIRST DOWNS	178	196
Rushing	74	102
Passing	86	72
Penalty	18	22
RUSHING YARDAGE	1309	2238
Yards gained rushing	1571	2463
Yards lost rushing	262	225
Rushing Attempts	339	391
Average Per Rush	3.9	5.7
Average Per Game	130.9	223.8
TDs Rushing	11	15
PASSING YARDAGE	2079	1541
Comp-Att-Int	187-319-6	136-276-9
Average Per Pass	6.5	5.6
Average Per Catch	11.1	11.3
Average Per Game	207.9	154.1
TDs Passing	13	13
TOTAL OFFENSE	3388	3779
Total Plays	658	667
Average Per Play	5.1	5.7
Average Per Game	338.8	377.9
KICK RETURNS: #-Yards	29-546	33-643
PUNT RETURNS: #-Yards	11-68	19-113
INT RETURNS: #-Yards	9-24	6-55
KICK RETURN AVERAGE	18.8	19.5
PUNT RETURN AVERAGE	6.2	5.9
INT RETURN AVERAGE	2.7	9.2
FUMBLES-LOST	12-5	14-3
PENALTIES-Yards	110-988	76-663
Average Per Game	98.8	66.3
PUNTS-Yards	62-2515	51-1900
Average Per Punt	40.6	37.3
Net punt average	37.8	34.4
TIME OF POSSESSION/Game	30:51	29:09
3RD-DOWN Conversions	45/141	44/131
3rd-Down Pct	32%	34%
4TH-DOWN Conversions	8/13	6/19
4th-Down Pct	62%	32%
SACKS BY-Yards	25-133	21-121
MISC YARDS	32	24
TOUCHDOWNS SCORED	24	30
FIELD GOALS-ATTEMPTS	11-17	10-15
ON-SIDE KICKS	0-0	1-1
RED-ZONE SCORES	(26-31) 84%	(32-40) 80%
RED-ZONE TOUCHDOWNS	(15-31) 48%	(23-40) 57%
PAT-ATTEMPTS	(22-23) 96%	(27-29) 93%
ATTENDANCE	29348	94766
Games/Avg Per Game	4/7337	6/15794
Neutral Site Games		0/0

SCORE BY QUARTERS	1Q	2Q	3Q	4Q	OT	Total
Bethune-Cookman	58	45	59	37	—	199
Opponents	34	80	75	50	—	239

RUSHING

	G	ATT	GAIN	LOSS	NET	AVG	TD	LG	YPG
Michael D. Jones	7	82	453	26	427	5.2	2	27	61.0
Jamaruz Thompkins	10	83	361	38	323	3.9	2	69	32.3
Akevious Williams	5	28	191	17	174	6.2	1	34	34.8
Tupac Isme	9	50	197	24	173	3.5	1	23	19.2
Larry Brihm, Jr.	10	73	255	143	112	1.5	4	20	11.2
Que'shaun Byrd	10	4	70	0	70	17.5	1	29	7.0
Keavon Mitchell	10	4	18	1	17	4.2	0	9	1.7
Cameron Rigby	10	7	16	8	8	1.1	0	12	0.8
Jabari Dunham	3	2	7	0	7	3.5	0	7	2.3
Anthony Cruz	10	2	3	0	3	1.5	0	3	0.3
Frank Brown	10	1	0	1	-1	-1.0	0	0	-0.1
TEAM	6	3	0	4	-4	-1.3	0	0	-0.7
TOTAL	10	339	1571	262	1309	3.9	11	69	130.9
OPPONENTS	10	391	2463	225	2238	5.7	15	87	223.8

PASSING

	G	EFF	C-A-I	PCT	YDS	TD	LG	AVG/G
Larry Brihm, Jr.	10	131.15	165-271-4	60.9	1930	11	66	193.0
Akevious Williams	5	76.36	17-37-2	45.9	103	2	20	20.6
Jabari Dunham	3	110.80	5-8-0	62.5	46	0	32	15.3
Frank Brown	10	0.00	0-1-0	0.0	0	0	0	0.0
Anthony Cruz	10	0.00	0-1-0	0.0	0	0	0	0.0
TEAM	6	0.00	0-1-0	0.0	0	0	0	0.0
TOTAL	10	123.05	187-319-6	58.6	2079	13	66	207.9
OPPONENTS	10	105.20	136-276-9	49.3	1541	13	62	154.1

RECEIVING

	G	NO	YDS	AVG	TD	LG	AVG/G
Keavon Mitchell	10	37	413	11.2	2	48	41.3
Frank Brown	10	31	350	11.3	4	35	35.0
Jawill Davis	10	30	401	13.4	3	52	40.1
Michael D. Jones	7	17	112	6.6	0	21	16.0
Que'shaun Byrd	10	16	107	6.7	2	24	10.7
Ja-Quan Lumas	10	13	150	11.5	1	30	15.0
Jamaruz Thompkins	10	11	108	9.8	0	41	10.8
Steffon Francois	6	10	118	11.8	0	21	19.7
Anthony Cruz	10	8	77	9.6	1	19	7.7
Tupac Isme	9	7	149	21.3	0	66	16.6
Jonathon Thomas	10	4	50	12.5	0	19	5.0
Cameron Rigby	10	1	32	32.0	0	32	3.2
Taron Mallard	9	1	17	17.0	0	17	1.9
Demetrius Weaver	9	1	-5	-5.0	0	0	-0.6
TOTAL	10	187	2079	11.1	13	66	207.9
OPPONENTS	10	136	1541	11.3	13	62	154.1

TOTAL OFFENSE

	G	PLAYS	RUSH	PASS	TOTAL	AVG/G
Larry Brihm, Jr.	10	344	112	1930	2042	204.2
Michael D. Jones	7	82	427	0	427	61.0
Jamaruz Thompkins	10	83	323	0	323	32.3
Akevious Williams	5	65	174	103	277	55.4
Tupac Isme	9	50	173	0	173	19.2
Que'shaun Byrd	10	4	70	0	70	7.0
Jabari Dunham	3	10	7	46	53	17.7
Keavon Mitchell	10	4	17	0	17	1.7
Cameron Rigby	10	7	8	0	8	0.8
Anthony Cruz	10	3	3	0	3	0.3
Frank Brown	10	2	-1	0	-1	-0.1
TEAM	6	4	-4	0	-4	-0.7
TOTAL	10	658	1309	2079	3388	338.8
OPPONENTS	10	667	2238	1541	3779	377.9

2017 STATISTICS (OVERALL: 6-4, MEAC: 5-2, HOME: 4-0, AWAY: 2-4, NEUTRAL: 0-0)

SCORING

	TD	FGs	PAT	RUSH	RCV	PASS	DXP	SAF	PTS
Uriel Hernandez	0	11-17	22-23	0-0	0	0-0	0	0	55
Frank Brown	4	0-0	0-0	0-0	0	0-0	0	0	24
Larry Brihm, Jr.	4	0-0	0-0	0-0	0	0-0	0	0	24
Que'shaun Byrd	3	0-0	0-0	0-0	0	0-0	0	0	18
Jawill Davis	3	0-0	0-0	0-0	0	0-0	0	0	18
Keavon Mitchell	2	0-0	0-0	0-0	0	0-0	0	0	12
Michael D. Jones	2	0-0	0-0	0-0	0	0-0	0	0	12
Jamaruz Thompkins	2	0-0	0-0	0-0	0	0-0	0	0	12
Anthony Cruz	1	0-0	0-0	0-0	0	0-0	0	0	6
Akevious Williams	1	0-0	0-0	0-0	0	0-0	0	0	6
Tupac Isme	1	0-0	0-0	0-0	0	0-0	0	0	6
Ja-Quan Lumas	1	0-0	0-0	0-0	0	0-0	0	0	6
TOTAL	24	11-17	22-23	0-0	0	0-0	0	0	199
OPPONENTS	30	10-15	27-29	0-0	0	0-1	0	1	239

PUNT RETURNS

	NO	YDS	AVG	TD	LG
Frank Brown	10	68	6.8	0	39
Keavon Mitchell	1	0	0.0	0	0
TOTAL	11	68	6.2	0	39
OPPONENTS	19	113	5.9	0	35

KICK RETURNS

	NO	YDS	AVG	TD	LG
Keavon Mitchell	16	343	21.4	0	30
Que'shaun Byrd	11	199	18.1	0	26
Jonathon Thomas	1	4	4.0	0	4
Ja-Quan Lumas	1	0	0.0	0	0
TOTAL	29	546	18.8	0	30
OPPONENTS	33	643	19.5	1	92

INTERCEPTIONS

	NO	YDS	AVG	TD	LG
Diquan Richardson	3	18	6.0	0	18
Sam Marc	2	0	0.0	0	0
Elliott Miller	2	0	0.0	0	0
Arthur Williams	1	0	0.0	0	0
Trevor Merritt	1	6	6.0	0	6
TOTAL	9	24	2.7	0	18
OPPONENTS	6	55	9.2	0	28

FUMBLE RETURNS

	NO	YDS	AVG	TD	LG
TOTAL	0	0	0.0	0	0
OPPONENTS	1	14	14.0	1	14

ALL-PURPOSE YARDS

	G	RUSH	REC	PR	KR	IR	TOT	AVG/G
Keavon Mitchell	10	17	413	0	343	0	773	77.3
Michael D. Jones	7	427	112	0	0	0	539	77.0
Jamaruz Thompkins	10	323	108	0	0	0	431	43.1
Frank Brown	10	-1	350	68	0	0	417	41.7
Jawill Davis	10	0	401	0	0	0	401	40.1
Que'shaun Byrd	10	70	107	0	199	0	376	37.6
Tupac Isme	9	173	149	0	0	0	322	35.8
Akevious Williams	5	174	0	0	0	0	174	34.8
Ja-Quan Lumas	10	0	150	0	0	0	150	15.0
Steffon Francois	6	0	118	0	0	0	118	19.7
Larry Brihm, Jr.	10	112	0	0	0	0	112	11.2
Anthony Cruz	10	3	77	0	0	0	80	8.0
Jonathon Thomas	10	0	50	0	4	0	54	5.4
Cameron Rigby	10	8	32	0	0	0	40	4.0
Diquan Richardson	10	0	0	0	0	18	18	1.8
Taron Mallard	9	0	17	0	0	0	17	1.9
Jabari Dunham	3	7	0	0	0	0	7	2.3
Trevor Merritt	10	0	0	0	0	6	6	0.6
TEAM	6	-4	0	0	0	0	-4	-0.7
Demetrius Weaver	9	0	-5	0	0	0	-5	-0.6
TOTAL	10	1309	2079	68	546	24	4026	402.6
OPPONENTS	10	2238	1541	113	643	55	4590	459.0

PUNTING

	NO	YDS	AVG	LG	TB	FC	I20	50+	BLK
Javaunie Francis	59	2441	41.4	74	3	10	14	12	0
Uriel Hernandez	3	74	24.7	25	0	1	2	0	0
TOTAL	62	2515	40.6	74	3	11	16	12	0
OPPONENTS	51	1900	37.3	55	4	10	14	4	0

FIELD GOALS

	FG	PCT	0-19	20-29	30-39	40-49	50-99	LG	BLK
Uriel Hernandez	11-17	64.7	0-0	0-2	10-13	1-2	0-0	42	3

FIELD GOAL SEQUENCE

	BCU	OPPONENTS
Miami (Fla.)	(36),(35)	(27),(50)
Southeastern Louisiana	39	(32),(26),(33)
Florida Atlantic	-	(46)
Howard	25,(42)	-
Savannah State	(32),36	(29)
South Carolina State	(34),(37),(32),20,(33)	(34),42
North Carolina A&T	(33),(31)	(30)
Hampton	44,(32)	29
Morgan State	-	39,44
North Carolina Central	38	29,(22)

Numbers in parentheses indicate field goal was made.

KICKOFFS

	NO	YDS	AVG	LG	OB	RET	NET	YDLN
Javaunie Francis	26	1394	53.6	4	4			
Uriel Hernandez	18	1007	55.9	0	2			
TOTAL	44	2401	54.6	4	6	643	37.7	27
OPPONENTS	49	2847	58.1	15	3	546	39.3	25

2017 STATISTICS (OVERALL: 6-4, MEAC: 5-2, HOME: 4-0, AWAY: 2-4, NEUTRAL: 0-0)

DEFENSIVE STATISTICS

	GP	UA	AT	TT	TFL-YDS	SACK-YDS	INT-YDS	PBU	QBH	FR-YDS	FF	BLK	SAF
Diguan Richardson	10-9	47	31	78	2.5-10	.	3-18	7	.	.	1	.	.
Marquis Hendrix	10-7	35	30	65	5.5-22	4.0-18	.	2	2	.	2	.	.
Devin James	10-7	20	28	48	4.0-9	0.5-3	.	.	1	.	1	.	.
Joseph Johnson	10-8	20	16	36	4.0-20	1.0-8	.	5	.	.	1	.	.
DiShawn Ray	10-9	11	24	35	3.5-10	1.0-7	.	2
Trevor Merritt	10-4	18	17	35	3.5-5	.	1-6	1
Kennedy Ndukwe	10-2	26	7	33	2.5-6	.	.	1
Marques Ford	10-2	10	21	31	7.0-24	4.5-19	.	.	6
Todney Evans	9-9	12	18	30	8.0-28	2.5-16	.	3	2
Arthur Williams	9-4	16	14	30	1.0-2	.	1-0	1
Alexander Morales	10-3	16	13	29	1.0-4	1	.	.
Elliott Miller	10-10	16	12	28	0.5-2	.	2-0	6	.	.	.	1	.
Delwaun Beard	10-7	16	11	27	7.0-48	3.0-26	.	2	3	.	.	1	.
Gerome Howard	10-5	10	12	22	3.5-9	1.5-6	1	.
Jamaal Burgess	9-6	18	4	22	0.5-1	.	.	5
Trenton Bridges	10-3	8	12	20	3.5-13	3.0-13	.	1	1	1-0	.	.	.
Uriah Gilbert	9-1	5	9	14	1.5-2
Veion Robinson	6-0	6	8	14
Deonte Mayo	10-0	8	4	12	1.5-8	2.0-7
Daniel Palmer	8-2	5	5	10	1.0-4	1.0-4	.	.	1
Atreyu Farrior	9-3	2	6	8	1.5-6	1.0-6
Tyre Curry	10-0	2	3	5
Torian Williams	5-0	2	3	5	0.5-0
Jamal Thomas	5-3	1	4	5
Sam Marc	10-2	1	4	5	.	.	2-0	3
Dajuan Jackson	4-1	5	.	5	1.0-2
Jordan Rivers	10-0	2	2	4
Malik Slaughter	5-0	.	3	3
Troy Wilkins II	3-0	.	3	3
Cameron Rigby	10-0	2	1	3
Jonathon Thomas	10-3	2	1	3	1	.	.
Jamauri Laquerre	10-0	2	1	3	.	.	.	1	.	1-0	.	.	.
Kevin Thompson	2-2	2	1	3
Davonte Lawrence	8-0	3	.	3	.	.	.	1
Justice Hunt	9-0	.	3	3	0.5-1
Jacquae Peart	3-0	1	1	2
Frank Brown	10-8	2	.	2
Javaunie Francis	10-0	2	.	2
Dwayne Brown	10-10	1	1	2
DeAndre Bozeman	6-1	2	.	2	.	.	.	1
Taron Mallard	9-2	.	1	1
Anthony Cruz	10-3	.	1	1
Steffon Francois	6-2	.	1	1
Ja-Quan Lumas	10-6	.	1	1
Jarren Davis	3-0	.	1	1
Jawill Davis	10-9	1	.	1	1.0-1
Demetrius Weaver	9-0	1	.	1
TEAM	6-0	1-0	.	.	.
TOTAL	10-0	359	338	697	66-237	25-133	9-24	42	16	3-0	7	3	.
OPPONENTS	10-0	366	258	624	69.0-244	21-121	6-55	45	22	5-14	7	4	1

2017 STATISTICS (OVERALL: 6-4, MEAC: 5-2, HOME: 4-0, AWAY: 2-4, NEUTRAL: 0-0)

GAME-BY-GAME TEAM STATISTICS

GAME	FINAL SCORE		QUARTERS				1ST DOWNS		RUSHING		PASSING		TOT OFF		PUNTS		PENALTY		3RD		4TH		RED		SACKS		FIELD		POSSESSION TIME				
	1	2	3	4	OT	R-P-PE	TOT	NO-YDS-TD	C-A-I	YDS	TD	ATT-YDS	NO-AVG	F-FL	NO-YDS	DNS	ZONE	NO-YDS	DNS	ZONE	GOALS	1	2	3	4	TOT							
Bethune-Cookman	13	3	3	7	0	8-10-2	20	30-121-1	25-39-1	229	0	69-350	5-39.8	1-1	13-101	8-17	2-2	3-3	0-0	2-2	9:39	7:34	8:52	8:24	34:29								
at Miami (Fla.)	41	3	21	14	3	15-11-2	28	34-317-2	18-31-0	233	3	65-550	2-49.0	1-0	8-83	4-8	0-0	6-7	1-6	2-2	5:21	7:26	6:08	6:36	25:31								
Bethune-Cookman	28	14	0	0	14	8-11-3	22	38-128-2	25-39-1	354	2	77-482	4-35.8	3-2	14-132	4-13	1-1	4-4	0-0	0-1	7:23	7:15	10:11	8:47	33:36								
at Southeastern La.	23	3	6	7	7	7-6-1	14	35-198-1	11-24-3	93	0	59-291	4-41.2	1-0	10-85	4-12	0-1	4-4	1-9	3-3	7:37	7:45	4:49	6:13	26:24								
Bethune-Cookman	0	0	0	0	0	4-3-0	7	33-61-0	9-22-1	56	0	55-117	11-36.5	1-1	10-83	3-15	0-0	0-0	2-8	0-0	6:23	8:02	5:38	6:53	26:56								
at Florida Atlantic	45	14	7	17	7	22-6-4	32	58-439-4	19-32-1	180	1	90-619	3-32.0	2-1	8-83	4-13	2-4	5-6	4-26	1-1	8:37	6:58	9:22	8:07	33:04								
Bethune-Cookman	24	7	7	10	0	12-10-0	22	45-199-2	16-27-0	185	1	72-384	4-34.8	3-0	7-55	3-14	2-5	2-3	3-14	1-2	10:13	7:30	8:05	6:19	32:07								
at Howard	26	0	14	6	6	13-8-2	23	53-343-3	12-25-1	157	1	78-500	4-28.2	1-0	9-43	5-13	1-4	4-6	1-9	0-0	4:47	7:30	6:55	8:41	27:53								
Bethune-Cookman	24	7	3	7	7	13-4-5	22	42-293-2	14-27-1	97	1	69-390	6-37.5	2-0	13-134	6-15	0-0	3-5	6-30	1-2	7:40	8:25	8:56	10:41	35:42								
Savannah State	12	0	2	3	7	5-3-4	12	33-105-1	8-21-0	58	0	54-163	8-36.5	2-1	8-82	3-14	0-2	1-1	1-7	1-1	7:20	6:35	6:04	4:19	24:18								
Bethune-Cookman	12	0	9	0	0	5-13-3	21	33-129-0	23-41-0	242	0	74-371	4-44.8	0-0	19-138	4-14	0-2	4-5	2-7	4-5	11:05	5:55	6:29	8:43	32:12								
South Carolina State	9	3	6	0	3	5-10-2	17	28-93-1	16-35-1	168	0	63-261	6-40.7	1-0	5-60	3-13	1-2	2-3	1-6	1-2	3:55	9:05	8:31	6:17	27:48								
Bethune-Cookman	20	3	10	7	0	8-6-2	16	35-121-1	20-36-1	157	1	71-278	6-39.7	0-0	3-30	10-18	0-0	3-3	2-8	2-2	10:01	10:29	7:37	5:26	33:33								
at North Carolina A&T	24	7	7	0	10	4-8-0	12	28-105-0	12-26-0	202	3	54-307	6-34.0	0-0	8-70	3-13	1-2	2-2	5-32	1-1	4:59	4:31	7:23	9:34	26:27								
Bethune-Cookman	24	14	3	0	7	7-10-3	20	35-91-1	22-36-1	276	2	71-367	5-43.8	1-1	14-128	5-14	2-2	4-5	7-42	1-2	12:07	6:35	3:13	8:53	30:48								
Hampton	21	7	0	14	0	4-9-3	16	28-75-1	16-29-1	197	2	57-272	8-40.9	1-0	9-78	6-14	0-0	3-4	2-10	0-1	2:53	8:25	11:47	6:07	29:12								
Bethune-Cookman	41	0	14	14	0	4-15-0	19	20-88-1	25-32-0	383	5	52-471	8-46.0	0-0	9-87	1-9	0-0	2-2	3-24	0-0	6:26	5:08	7:12	6:17	25:03								
Morgan State	28	7	13	21	0	16-5-2	23	52-351-2	10-21-1	153	2	73-504	5-40.6	2-0	4-25	5-14	0-2	3-4	2-6	0-2	8:34	9:52	7:48	8:43	34:57								
Bethune-Cookman	13	0	0	7	6	5-4-0	9	28-78-1	8-20-0	100	1	48-178	9-44.9	1-0	8-100	1-12	1-1	1-1	0-0	0-1	7:23	6:39	4:18	5:40	24:00								
at N.C. Central	10	0	0	0	10	11-6-2	19	42-212-0	14-32-1	100	1	74-312	5-31.6	3-1	7-54	7-17	1-2	2-3	3-10	1-2	7:37	8:21	10:42	9:20	36:00								
Bethune-Cookman vs. Florida A&M																																	

GAME-BY-GAME OFFENSIVE STARTERS

	LT	LG	C	RG	RT	QB	RB	WR	WR	WR	WR
at Miami (Fla.)	Bryant	Buissereth	Adams	D. Brown	Norman	Brihm	M. Jones	Cruz	K. Davis	Mitchell	Lumas (TE)
at Southeastern La.	Bryant	Buissereth	Adams	D. Brown	Norman	Brihm	M. Jones	Cruz	Ja. Davis	Mitchell	F. Brown
at Florida Atlantic	Bryant	Buissereth	Adams	D. Brown	Norman	Brihm	M. Jones	F. Brown	Ja. Davis	Mallard (TE)	Lumas (TE)
at Howard	Bryant	Buissereth	Adams	D. Brown	Norman	Brihm	M. Jones	Cruz	F. Brown	Mitchell	Lumas (TE)
Savannah State	Bryant	Buissereth	Adams	D. Brown	Norman	Brihm	Thompkins	F. Brown	Ja. Davis	Mitchell	Thomas
S.C. State	Bryant	Buissereth	Adams	D. Brown	Norman	Brihm	Thompkins	Francois	Ja. Davis	Thomas	Lumas (TE)
at N.C. A&T	Bryant	Buissereth	Adams	D. Brown	Norman	Brihm	Thompkins	Francois	Ja. Davis	Brown	Mallard (TE)
Hampton	Bryant	Buissereth	Adams	D. Brown	Norman	Brihm	Thompkins	F. Brown	Ja. Davis	Mitchell	Lumas (TE)
Morgan State	Bryant	Buissereth	Adams	D. Brown	Norman	Brihm	Thompkins	F. Brown	Ja. Davis	Mitchell	Thomas
at N.C. Central	Bryant	Buissereth	Adams	D. Brown	Norman	Brihm	Thompkins	F. Brown	Ja. Davis	Mitchell	Lumas (TE)

GAME-BY-GAME DEFENSIVE STARTERS

	DE	DT	DT	DE	OLB	MLB	OLB	CB	S	S	CB
at Miami (Fla.)	Evans	Thompson	Ja. Thomas	Ray	Morales	Bridges	Farrior	Miller	D. Richardson	Ar. Williams	Burgess
at Southeastern La.	Evans	Ray	Ja. Thomas	Thompson	Morales	Bridges	Farrior	Miller	Merritt	J. Johnson	Da. Jackson
at Florida Atlantic	Evans	Gilbert	Ja. Thomas	Beard	Morales	Bridges	Merritt (SAF)	Miller	D. Richardson	J. Johnson	Burgess
at Howard	Evans	Ray	Howard	Beard	Hendrix	James	Farrior	Miller	D. Richardson	T. Merritt	Burgess
Savannah State	Ford	Ray	Howard	Beard	Hendrix	J. Johnson	James	Miller	D. Richardson	Ndukwe	Bozeman
S.C. State	Evans	Palmer	Ray	Beard	Hendrix	James	J. Johnson	Miller	D. Richardson	Ar. Williams	Burgess
at N.C. A&T	Evans	Palmer	Ray	Ford	Hendrix	James	J. Johnson	Miller	D. Richardson	Ar. Williams	Burgess
Hampton	Evans	Howard	Ray	Beard	Hendrix	James	J. Johnson	Miller	D. Richardson	Ar. Williams	Burgess
Morgan State	Evans	Howard	Ray	Beard	Hendrix	James	J. Johnson	Miller	D. Richardson	Merritt	Marc
at N.C. Central	Evans	Howard	Ray	Beard	Hendrix	James	J. Johnson	Miller	D. Richardson	Ndukwe	Marc



2017 STATISTICS (OVERALL: 6-4, MEAC: 5-2, HOME: 4-0, AWAY: 2-4, NEUTRAL: 0-0)

GAME-BY-GAME PASSING

LARRY BRIHM, JR.	COMP	ATT	INT	PCT	YDS	TD	LG	SACKS	EFF	AKEVIOUS WILLIAMS	COMP	ATT	INT	PCT	YDS	TD	LG	SACKS	EFF
at Miami (Fla.)	22	35	1	62.9	212	0	41	1-6	108.02	at Miami (Fla.)	DNP								
at Southeastern Louisiana	25	39	1	64.1	354	2	47	1-9	152.14	at Southeastern Louisiana	DNP								
at Florida Atlantic	9	19	1	47.4	56	0	26	4-26	61.60	at Florida Atlantic	DNP								
at Howard	16	27	0	59.3	185	1	23	1-9	129.04	at Howard	DNP								
Savannah State	6	16	1	37.5	39	0	18	0-0	45.47	Savannah State	8	11	0	72.7	58	1	20	1-7	147.02
South Carolina State	22	34	0	64.7	234	0	21	1-6	122.52	South Carolina State	1	5	0	20.0	8	0	8	0-0	33.44
at North Carolina A&T	18	29	0	62.1	144	1	30	4-24	115.16	at North Carolina A&T	2	7	1	28.6	13	0	9	1-8	15.60
Hampton	19	29	0	65.5	262	1	66	2-10	152.79	Hampton	3	7	1	42.9	14	1	13	0-0	78.23
Morgan State	23	30	0	76.7	354	5	52	2-6	230.79	Morgan State	DNP								
at North Carolina Central	5	13	0	38.5	90	1	48	2-9	122.00	at North Carolina Central	3	7	0	42.9	10	0	5	1-1	54.86
vs. Florida A&M										vs. Florida A&M									

JABARI DUNHAM	COMP	ATT	INT	PCT	YDS	TD	LG	SACKS	EFF
at Miami (Fla.)	3	4	0	75.0	17	0	19	0-0	110.70
at Southeastern Louisiana	DNP								
at Florida Atlantic	0	2	0	0.0	0	0	0	0-0	0.00
at Howard	DNP								
Savannah State	DNP								
South Carolina State	DNP								
at North Carolina A&T	DNP								
Hampton	DNP								
Morgan State	2	2	0	100.0	29	0	32	0-0	221.80
at North Carolina Central	DNP								
vs. Florida A&M									

GAME-BY-GAME RUSHING (No.-Yards-TDs)

	NO-YDS-TD	MIA	SLU	FAU	HOW	SSU	SCSU	NCAT	HAM	MSU	NCCU	FAMU
Michael Jones	82-427-2	12-43-1	17-95-1	11-48-0	21-112-0	DNP	DNP	DNP	12-45-0	5-48-0	4-36-0	
Jamaruz Thompson	83-323-2	3-(-1)-0	6-11-0	5-9-0	12-44-0	14-126-1	11-31-0	11-49-0	5-29-1	5-12-0	5-12-0	
Akevious Williams	28-174-1	DNP	DNP	DNP	DNP	10-95-0	2-10-0	5-42-0	4-15-0	DNP	7-12-1	
Tupac Isme	50-173-1	7-47-0	1-0-0	6-(-4)-0	DNP	7-21-0	8-37-0	8-27-0	3-19-1	3-14-0	7-12-0	
Larry Brihm, Jr.	73-112-4	5-15-0	12-25-1	7-(-2)-0	9-16-1	6-14-1	10-35-0	11-3-1	4-(-1)-0	4-1-0	5-6-0	
Que'shaun Byrd	4-70-1	-	-	-	2-27-1	1-29-0	1-14-0	-	-	-	-	
Keavon Mitchell	4-17-0	2-18-0	1-(-1)-0	-	1-0-0	-	-	-	-	-	-	
Cameron Rigby	7-8-0	-	-	-	-	4-8-0	1-2-0	-	-	2-(-2)-0	-	
Jabari Dunham	2-7-0	-	DNP	2-7-0	DNP	DNP	DNP	DNP	DNP	-	DNP	
Anthony Cruz	2-3-0	-	-	2-3-0	-	-	-	-	-	-	-	
Frank Brown	1-(-1)-0	1-(-1)-0	-	-	-	-	-	-	-	-	-	
TEAM	3-(-4)-0	DNP	1-(-2)-0	DNP	-	-	-	DNP	1-0-0	1-(-2)-0	DNP	

GAME-BY-GAME RECEIVING (No.-Yards-TDs)

	NO-YDS-TD	MIA	SLU	FAU	HOW	SSU	SCSU	NCAT	HAM	MSU	NCCU	FAMU
Keavon Mitchell	37-413-2	4-23-0	6-125-0	1-0-0	3-48-0	4-14-0	5-44-0	6-28-0	2-15-0	4-57-1	2-59-1	
Jawill Davis	30-401-3	5-48-0	7-138-1	-	1-12-0	2-25-0	5-36-0	1-9-0	3-16-1	5-116-1	1-1-0	
Frank Brown	31-350-4	2-23-0	3-25-0	1-7-0	7-84-1	2-8-0	1-15-0	3-36-1	6-63-1	5-85-1	1-4-0	
Ja-Quan Lumas	13-150-1	2-14-0	1-15-0	3-38-0	2-12-0	2-24-0	-	-	1-(-6)-0	2-53-1	-	
Tupac Isme	7-149-0	1-2-0	-	-	DNP	1-(-3)-0	1-19-0	2-9-0	2-122-0	-	-	
Steffon Francois	10-118-0	DNP	DNP	DNP	DNP	1-20-0	2-31-0	1-14-0	2-19-0	3-17-0	1-17-0	
Michael Jones	17-112-0	7-51-0	4-27-0	1-(-1)-0	1-13-0	DNP	DNP	DNP	-	2-8-0	2-14-0	
Jamaruz Thompson	11-108-0	1-41-0	1-0-0	-	1-5-0	-	3-30-0	4-29-0	1-3-0	-	-	
Que'shaun Byrd	16-107-2	1-13-0	2-13-0	1-(-1)-0	1-11-0	2-9-1	3-27-0	-	3-20-0	3-15-1	-	
Anthony Cruz	8-77-1	-	1-11-1	2-13-0	-	-	-	3-32-0	1-16-0	-	1-5-0	
Jonathon Thomas	4-50-0	1-19-0	-	-	-	-	2-23-0	-	1-8-0	-	-	
Cameron Rigby	1-32-0	-	-	-	-	-	-	-	-	1-32-0	-	
Taron Mallard	1-17-0	-	-	-	DNP	-	1-17-0	-	-	-	-	
Demetrius Weaver	1-(-5)-0	1-(-5)-0	-	-	-	-	-	-	-	-	DNP	

GAME-BY-GAME PUNTING

JAVAUNIE FRANCIS	NO	YDS	AVG	LG	I20	TB	50+	60+
at Miami (Fla.)	5	199	39.8	61	1	0	1	1
at Southeastern Louisiana	2	94	47.0	50	1	0	1	0
at Florida Atlantic	11	401	36.5	53	2	1	1	0
at Howard	4	139	34.8	41	1	0	0	0
Savannah State	5	200	40.0	47	1	0	0	0
South Carolina State	4	179	44.8	60	1	0	2	1
at North Carolina A&T	6	238	39.7	57	2	0	1	0
Hampton	5	219	43.8	49	3	0	0	0
Morgan State	8	368	46.0	74	1	2	3	1
at North Carolina Central	9	404	44.9	58	1	0	3	0
vs. Florida A&M								

GAME-BY-GAME KICKING

JAVAUNIE FRANCIS	NO	YDS	AVG	TB	OB
at Miami (Fla.)	3	154	51.3	0	1
at Southeastern Louisiana	0	0	0.0	0	0
at Florida Atlantic	1	52	52.0	0	0
at Howard	5	310	62.0	3	0
Savannah State	6	307	51.2	1	1
South Carolina State	4	200	50.0	0	1
at North Carolina A&T	5	266	53.2	0	1
Hampton	1	48	48.0	0	0
Morgan State	1	57	57.0	0	0
at North Carolina Central	0	0	0.0	0	0
vs. Florida A&M					

URIEL HERNANDEZ	NO	YDS	AVG	LG	I20	TB	50+	60+
at Miami (Fla.)	-	-	-	-	-	-	-	-
at Southeast Louisiana	2	49	24.5	25	1	0	0	0
at Florida Atlantic	DNP							
at Howard	-	-	-	-	-	-	-	-
Savannah State	1	25	25.0	25	1	0	0	0
South Carolina State	-	-	-	-	-	-	-	-
at North Carolina A&T	-	-	-	-	-	-	-	-
Hampton	-	-	-	-	-	-	-	-
Morgan State	-	-	-	-	-	-	-	-
at North Carolina Central	-	-	-	-	-	-	-	-
vs. Florida A&M								

URIEL HERNANDEZ	PAT	ATT	PCT	FG	FGA	PCT	LG	PTS
at Miami (Fla.)	1	1	1.000	2	2	1.000	36	7
at Southeast Louisiana	4	4	1.000	0	1	.000	-	4
at Florida Atlantic	DNP							
at Howard	-	-	-	-	-	-	-	-
Savannah State	-	-	-	-	-	-	-	-
South Carolina State	-	-	-	-	-	-	-	-
at North Carolina A&T	2	2	1.000	2	2	1.000	33	8
Hampton	3	3	1.000	1	2	.500	32	6
Morgan State	5	6	.833	0	0	.000	-	5
at North Carolina Central	1	1	1.000	0	1	.000	-	1
vs. Florida A&M								

2017 STATISTICS (OVERALL: 6-4, MEAC: 5-2, HOME: 4-0, AWAY: 2-4, NEUTRAL: 0-0)

GAME-BY-GAME TACKLES (UT-AT-TT)

	UT-AT-TT	MIA	SLU	FAU	HOW	SSU	SCSU	NCAT	HAM	MSU	NCCU	FAMU
Diquan Richardson	47-31-78	7-6	2-2	7-2	10-2	5-2	3-3	4-1	5-1	3-6	1-6	
Marquis Hendrix	35-30-65	1-1	1-0	7-3	6-4	2-5	5-6	6-2	2-4	0-1	5-4	
Devin James	20-28-48	3-1	1-0	3-4	0-2	0-4	0-5	3-2	3-3	4-5	3-2	
Joseph Johnson	20-16-36	1-0	-	2-2	4-0	3-1	3-1	1-3	-	6-4	0-5	
DiShawn Ray	11-24-35	2-1	2-3	0-4	1-0	2-2	0-3	1-3	0-3	1-3	2-2	
Trevor Merritt	18-17-35	3-0	1-2	4-3	3-2	0-2	3-3	0-1	4-0	0-4	-	
Kennedy Ndukwe	26-7-33	2-0	1-2	4-0	3-0	1-0	0-1	2-0	2-1	2-1	9-2	
Marques Ford	10-21-31	-	0-1	0-2	1-1	2-3	0-2	1-3	0-4	4-4	2-1	
Todney Evans	12-18-30	0-2	1-1	0-3	4-0	DNP	-	-	3-4	2-7	2-1	
Arthur Williams	16-14-30	2-2	DNP	5-2	3-0	0-1	2-1	3-3	1-1	0-4	-	
Alexander Morales	16-13-29	2-2	5-4	2-3	-	1-1	2-0	1-1	-	0-1	3-1	
Elliott Miller	16-12-28	1-1	2-1	5-3	-	3-0	-	1-1	2-0	2-4	0-2	
Delwaun Beard	16-11-27	-	0-3	1-1	6-1	1-0	2-2	0-1	2-1	3-1	1-1	
Jamaal Burgess	18-4-22	3-0	1-0	2-0	2-1	3-2	3-1	3-0	-	DNP	1-0	
Gerome Howard	10-12-22	0-1	-	1-1	3-1	0-2	0-3	-	1-3	3-1	2-0	
Trenton Bridges	8-12-20	-	0-4	2-1	2-1	0-1	1-1	-	2-1	0-1	1-2	
Veion Robinson	6-8-14	DNP	DNP	DNP	-	0-1	1-0	0-1	1-1	4-5	DNP	
Uriah Gilbert	5-9-14	1-0	2-5	1-1	DNP	-	-	0-1	-	0-1	1-1	
Deonte Mayo	8-4-12	1-0	2-0	-	-	2-1	-	1-1	0-2	-	2-0	
Daniel Palmer	5-5-10	1-0	DNP	DNP	1-1	0-1	1-2	-	-	0-1	2-0	
Atreyu Farrior	2-6-8	0-1	1-3	0-1	-	1-0	-	-	-	0-1	DNP	
Dajuan Jackson	5-0-5	2-0	2-0	1-0	DNP	DNP	DNP	-	DNP	DNP	DNP	
Jamal Thomas	1-4-5	1-0	0-4	-	DNP	DNP	DNP	-	DNP	-	DNP	
Tyre Curry	2-3-5	-	1-1	0-1	-	-	-	1-0	0-1	-	-	
Torian Williams	2-3-5	1-0	DNP	1-2	-	0-1	DNP	DNP	DNP	-	DNP	
Sam Marc	1-4-5	-	0-1	-	-	-	0-1	-	-	1-0	0-2	
Jordan Rivers	2-2-4	-	-	-	-	-	-	1-0	1-1	0-1	-	
Jamauri Laguerre	2-1-3	-	1-0	0-1	-	-	-	-	1-0	-	-	
Malik Slaughter	0-3-3	0-1	DNP	-	-	0-1	0-1	DNP	DNP	DNP	DNP	
Justice Hunt	0-3-3	0-1	-	0-1	-	0-1	-	-	-	-	DNP	
Troy Wilkins II	0-3-3	-	DNP	0-3	-	DNP	DNP	DNP	DNP	DNP	DNP	
Jonathon Thomas	2-1-3	-	-	-	1-0	0-1	-	-	-	-	1-0	
Kevin Thompson	2-1-3	1-0	1-1	DNP	DNP	DNP	DNP	DNP	DNP	DNP	DNP	
Cameron Rigby	2-1-3	-	-	-	-	-	-	-	1-1	1-0	-	
Davonte Lawrence	3-0-3	1-0	-	1-0	1-0	-	-	-	DNP	DNP	-	
Dwayne Brown	1-1-2	1-0	0-1	-	-	-	-	-	-	-	-	
Jacquae Peart	1-1-2	1-0	0-1	-	DNP	DNP	DNP	DNP	DNP	DNP	DNP	
Frank Brown	2-0-2	-	-	-	1-0	-	-	1-0	-	-	-	
DeAndre Bozeman	2-0-2	1-0	-	-	-	-	1-0	DNP	DNP	DNP	DNP	
Javaunie Francis	2-0-2	-	-	-	-	1-0	1-0	-	-	-	-	
Ja-Quan Lumas	0-1-1	-	-	-	-	-	-	-	0-1	-	-	
Steffon Francois	0-1-1	DNP	DNP	DNP	DNP	-	-	-	-	0-1	-	
Demetrius Weaver	1-0-1	-	-	-	1-0	-	-	-	-	-	DNP	
Jarren Davis	0-1-1	-	DNP	-	DNP	DNP	DNP	DNP	DNP	0-1	DNP	
Anthony Cruz	0-1-1	-	-	-	-	-	-	-	0-1	-	-	
Taron Mallard	0-1-1	-	-	-	DNP	0-1	-	-	-	-	-	
Jawill Davis	1-0-1	-	-	-	1-0	-	-	-	-	-	-	

GAME-BY-GAME TACKLES FOR LOSS (TFL-YDS)

	TFL-YDS	MIA	SLU	FAU	HOW	SSU	SCSU	NCAT	HAM	MSU	NCCU	FAMU
Todney Evans	8.0-28	-	1.0-1	0.5-3	-	DNP	-	-	2.0-10	3.5-12	1.0-2	
Delwaun Beard	7.0-48	-	0.5-1	1.0-12	-	1.0-3	1.0-1	-	1.5-16	1.5-14	0.5-1	
Marques Ford	7.0-24	-	0.5-1	-	1.5-6	1.0-5	-	1.5-4	1.0-4	1.5-4	-	
Marquis Hendrix	5.5-22	-	-	-	0.5-1	-	1.0-6	1.0-5	2.0-7	0.5-2	0.5-1	
Devin James	4.0-9	-	-	2.0-3	0.5-1	0.5-1	-	-	0.5-3	-	0.5-1	
Joseph Johnson	4.0-20	-	-	-	-	1.5-2	1.0-8	0.5-2	-	1.0-8	-	
Gerome Howard	3.5-9	-	-	-	1.0-6	0.5-0	0.5-0	-	0.5-0	1.0-3	-	
DiShawn Ray	3.5-10	-	1.0-1	-	-	1.0-7	-	0.5-0	-	0.5-2	0.5-0	
Trenton Bridges	3.5-13	-	-	2.0-8	0.5-2	-	-	-	0.5-3	0.5-0	-	
Trevor Merritt	3.5-5	1.0-2	-	-	1.5-1	-	1.0-2	-	-	-	-	
Diquan Richardson	2.5-10	-	-	-	0.5-1	-	-	-	1.0-9	-	1.0-0	
Kennedy Ndukwe	2.5-6	-	0.5-0	1.0-4	-	-	-	-	1.0-2	-	-	
Uriah Gilbert	1.5-2	-	1.0-1	-	DNP	-	-	0.5-1	-	-	-	
Deonte Mayo	1.5-8	-	-	-	-	1.5-8	-	-	-	-	-	
Atreyu Farrior	1.5-6	-	0.5-0	-	-	1.0-6	-	-	-	-	DNP	
Daniel Palmer	1.0-4	-	DNP	DNP	-	0.5-3	0.5-1	-	-	-	-	
Jawill Davis	1.0-1	-	-	-	1.0-1	-	-	-	-	-	-	
Arthur Williams	1.0-2	-	DNP	-	-	-	1.0-2	-	-	-	-	
Alexander Morales	1.0-4	-	-	1.0-4	-	-	-	-	-	-	-	
Dajuan Jackson	1.0-2	1.0-2	-	-	DNP	DNP	DNP	-	DNP	DNP	DNP	
Justice Hunt	0.5-1	-	-	0.5-1	-	-	-	-	-	-	DNP	
Jamaal Burgess	0.5-1	-	-	-	-	0.5-1	-	-	-	DNP	-	
Torian Williams	0.5-0	-	DNP	0.5-0	-	-	DNP	DNP	DNP	-	DNP	
Elliott Miller	0.5-2	-	-	0.5-2	-	-	-	-	-	-	-	

GAME-BY-GAME SACKS (SACKS-YDS)

	SACKS-YDS	MIA	SLU	FAU	HOW	SSU	SCSU	NCAT	HAM	MSU	NCCU	FAMU
Marques Ford	4.5-19	-	-	-	1.5-6	0.5-4	-	1.0-3	0.5-3	1.0-3	-	
Marquis Hendrix	4.0-18	-	-	-	-	-	1.0-6	1.0-5	2.0-7	-	-	
Trenton Bridges	3.0-13	-	-	2.0-8	0.5-2	-	-	-	0.5-3	-	-	
Delwaun Beard	3.0-26	-	-	-	-	1.0-3	-	-	1.5-16	0.5-7	-	
Todney Evans	2.5-16	-	-	-	-	DNP	-	-	2.0-10	0.5-6	-	
Deonte Mayo	2.0-7	-	-	-	-	2.0-7	-	-	-	-	-	
Gerome Howard	1.5-6	-	-	-	1.0-6	-	0.5-0	-	-	-	-	
DiShawn Ray	1.0-7	-	-	-	-	1.0-7	-	-	-	-	-	
Joseph Johnson	1.0-8	-	-	-	-	-	-	-	-	1.0-8	-	
Daniel Palmer	1.0-4	-	DNP	DNP	-	0.5-3	0.5-1	-	-	-	-	
Atreyu Farrior	1.0-6	-	-	-	-	1.0-6	-	-	-	-	DNP	
Devin James	0.5-3	-	-	-	-	-	-	-	0.5-3	-	-	

2017 STATISTICS (OVERALL: 6-4, MEAC: 5-2, HOME: 4-0, AWAY: 2-4, NEUTRAL: 0-0)

SCORING DRIVES

OPPONENT	PLAYS	YDS	DRIVE TIME	QTR/ CLOCK	DRIVE START	PLAY
at Miami (Fla.)	12	54	7:35	1st/7:25	BC19	Hernandez 36 field goal
at Miami (Fla.)	14	59	4:41	2nd/0:53	BC18	Hernandez 35 field goal
at Miami (Fla.)	11	75	6:14	3rd/6:16	BC25	M.D. Jones 1 run
at Southeastern La.	8	78	2:07	1st/10:48	BC22	Cruz 11 pass from Brihm
at Southeastern La.	9	88	5:06	1st/1:32	BC12	M.D. Jones 4 run
at Southeastern La.	5	43	1:38	4th/11:00	SL43	Ja. Davis 2 pass from Brihm
at Southeastern La.	11	72	4:34	4th/6:04	BC28	Brihm 1 run
at Howard	7	56	3:21	1st/1:23	BC44	Brihm 20 run
at Howard	11	70	4:16	2nd/10:18	BC25	Brown 23 pass from Brihm
at Howard	6	55	2:32	3rd/8:58	BC45	Byrd 24 run
at Howard	10	65	5:28	3rd/1:24	BC25	Hernandez 42 field goal
Savannah State	8	42	2:53	1st/9:50	SS42	Brihm 10 run
Savannah State	12	76	7:20	2nd/10:28	SS15	Hernandez 32 field goal
Savannah State	3	72	1:33	3rd/2:32	SS28	Thompkins 69 run
Savannah State	9	75	5:07	4th/2:21	SS25	Byrd 6 pass from Ak. Williams
South Carolina State	13	50	5:38	1st/9:22	SC17	Hernandez 34 field goal
South Carolina State	10	61	2:52	2nd/14:00	SC19	Hernandez 37 field goal
South Carolina State	11	66	2:47	2nd/0:00	SC15	Hernandez 32 field goal
South Carolina State	11	64	4:32	4th/12:09	SC16	Hernandez 33 field goal
at North Carolina A&T	8	62	4:30	1st/10:30	BC21	Hernandez 33 field goal
at North Carolina A&T	11	62	3:54	2nd/12:10	BC24	Hernandez 31 field goal
at North Carolina A&T	9	58	2:59	2nd/8:37	BC42	Brown 30 pass from Brihm
at North Carolina A&T	8	47	3:45	3rd/8:47	NC47	Brihm 1 run
Hampton	5	75	2:59	1st/12:01	BC25	Brown 15 pass from Brihm
Hampton	10	68	2:52	1st/8:07	BC32	Isme 16 run
Hampton	8	61	4:06	2nd/8:56	BC23	Hernandez 32 field goal
Hampton	12	68	5:25	4th/3:10	BC32	Ja. Davis 7 pass from Ak. Williams
Morgan State	2	45	0:47	1st/1:56	MS45	Mitchell 27 pass from Brihm
Morgan State	2	46	0:30	2nd/8:26	MS46	Ja. Davis 35 pass from Brihm
Morgan State	3	63	0:23	2nd/0:15	BC37	F. Brown 8 pass from Brihm
Morgan State	4	73	1:51	3rd/13:02	BC27	Thompkins 20 run
Morgan State	6	85	3:07	3rd/6:35	BC15	Byrd 24 pass from Brihm
Morgan State	4	65	1:36	3rd/3:51	BC35	Lumas 23 pass from Brihm
at N.C. Central	5	28	2:14	3rd/6:44	NC28	Ak. Williams 1 run
at N.C. Central	2	48	0:08	4th/0:00	NC48	Mitchell 48 yd pass from Brihm
AVERAGE DRIVE	7.9	61.3	3:04			

LONG PLAYS (25-plus yards from scrimmage)

YDS	PLAY	OPPONENT (QTR)
69	Jamaruz Thompkins run (TD)	Savannah State (3rd)
66	Tupac Isme pass from Larry Brihm, Jr.	Hampton (2nd)
56	Tupac Isme pass from Larry Brihm, Jr.	Hampton (1st)
52	Jawill Davis pass from Larry Brihm, Jr.	Morgan State (2nd)
48	Keavon Mitchell pass from Larry Brihm, Jr. (TD)	at North Carolina Central (4th)
47	Keavon Mitchell pass from Larry Brihm, Jr.	at Southeastern Louisiana (1st)
41	Jamaruz Thompkins pass from Larry Brihm, Jr.	at Miami (3rd)
38	Jawill Davis pass from Larry Brihm, Jr.	at Southeastern Louisiana (1st)
36	Jawill Davis pass from Larry Brihm, Jr.	at Southeastern Louisiana (2nd)
35	Jawill Davis pass from Larry Brihm, Jr. (TD)	Morgan State (2nd)
35	Frank Brown pass from Larry Brihm, Jr.	Morgan State (3rd)
34	Akevious Williams run	Savannah State (2nd)
34	Keavon Mitchell pass from Larry Brihm, Jr.	at Southeastern Louisiana (1st)
33	Jamaruz Thompkins run	at North Carolina A&T (1st)
32	Cameron Rigby pass from Jabari Dunham	Morgan State (4th)
30	Frank Brown pass from Larry Brihm, Jr. (TD)	at North Carolina A&T (2nd)
30	Ja-Quan Lumas pass from Larry Brihm, Jr.	Morgan State (3rd)
29	Que'shaun Byrd run	Savannah State (4th)
28	Jawill Davis pass from Larry Brihm, Jr.	at Southeastern Louisiana (4th)
27	Michael D. Jones run	Morgan State (3rd)
27	Keavon Mitchell pass from Larry Brihm, Jr. (TD)	Morgan State (1st)
26	Jawill Davis pass from Larry Brihm, Jr.	at Florida Atlantic (1st)
25	Michael D. Jones run	at Southeastern Louisiana (4th)
25	Akevious Williams run	at North Carolina A&T (2nd)

DRIVES SUPERLATIVES

MOST PLAYS:	15 vs. Hampton	FEWEST PLAYS:	1, four times (last vs. Hampton)
MOST YARDS:	88 at Southeastern Louisiana	FEWEST YARDS:	(-13) vs. South Carolina State
LONGEST TIME:	7:35 at Miami (Fla.)	SHORTEST TIME:	0:00 at Florida Atlantic

RED ZONE

		TIMES IN					RUSH	PASS	-----FAILED TO SCORE INSIDE 20-----						
	SCORE	RED ZONE	SCORES	POINTS	TDS	TDS	TDS	TDS	FGS	FGA	DOWNS	INT	FUM	HALF	GAME
at Miami (Fla.)	L, 41-13	3	3	13	1	1	0	0	2	0	0	0	0	0	0
at Southeast Louisiana	W, 28-23	4	4	28	4	2	2	2	0	0	0	0	0	0	0
at Florida Atlantic	L, 45-0	0	0	0	0	0	0	0	0	0	0	0	0	0	0
at Howard	L, 26-24	3	2	10	1	1	0	1	1	1	0	0	0	0	0
Savannah State	W, 24-12	5	3	17	2	1	1	1	1	1	0	1	0	0	0
South Carolina State	W, 12-9	5	4	12	0	0	0	4	1	0	0	0	0	0	0
at North Carolina A&T	L, 24-20	3	3	13	1	1	0	2	0	0	0	0	0	0	0
Hampton	W, 24-21	5	4	24	3	1	2	1	1	1	0	0	0	0	0
Morgan State	W, 41-28	2	2	14	2	1	1	0	0	0	0	0	0	0	0
at North Carolina Central	W, 13-10	1	1	7	1	1	0	0	0	0	0	0	0	0	0
vs. Florida A&M															
TOTALS		31	26	138	15	9	6	11	4	0	1	0	0	0	0
OPPONENTS		40	32	185	23	13	10	9	4	1	1	1	1	1	0

SEASON PCT. (OVERALL): 26 of 31 (83.9%)

SEASON PCT. (TDS): 15 of 31 (48.4%)

SEASON PCT. (FGS): 11 of 31 (35.5%)

SEASON PCT. (NO SCORE): 5 of 31 (16.1%)

2017 STATISTICS (OVERALL: 6-4, MEAC: 5-2, HOME: 4-0, AWAY: 2-4, NEUTRAL: 0-0)

BETHUNE-COOKMAN INDIVIDUAL GAME HIGHS

Rushes	21	Michael D. Jones at Howard (Sep 23, 2017)
Yards Rushing	126	Jamaruz Thompkins vs Savannah State (Sep 30, 2017)
TD Rushes	1	11 players
Long Rush	69	Jamaruz Thompkins vs Savannah State (Sep 30, 2017)
Pass attempts	39	Larry Brihm, Jr. at Southeastern La. (Sep 09, 2017)
Pass completions	25	Larry Brihm, Jr. at Southeastern La. (Sep 09, 2017)
Yards Passing	354	Larry Brihm, Jr. at Southeastern La. (Sep 09, 2017)
		Larry Brihm, Jr. vs Morgan State (Nov 04, 2017)
TD Passes	5	Larry Brihm, Jr. vs Morgan State (Nov 04, 2017)
Long Pass	66	Larry Brihm, Jr. vs Hampton (Oct 28, 2017)
Receptions	7	Michael D. Jones at Miami (FL) (Sep. 2, 2017)
		Jawill Davis at Southeastern La. (Sep 09, 2017)
		Frank Brown at Howard (Sep 23, 2017)
Yards Receiving	138	Jawill Davis at Southeastern La. (Sep 09, 2017)
TD Receptions	1	13 players
Long Reception	66	Tupac Isme vs Hampton (Oct 28, 2017)
Field Goals	4	Uriel Hernandez vs South Carolina State (Oct 14, 2017)
Long Field Goal	42	Uriel Hernandez at Howard (Sep 23, 2017)
Punts	11	Javaunie Francis at Florida Atlantic (Sep 16, 2017)
Long Punt	74	Javaunie Francis vs Morgan State (Nov 04, 2017)
Long Punt Return	39	Frank Brown vs Savannah State (Sep 30, 2017)
Long Kickoff Return	30	Keavon Mitchell vs South Carolina State (Oct 14, 2017)
Tackles	13	Diquan Richardson at Miami (FL) (Sep. 2, 2017)
Sacks	2.0	Trenton Bridges at Florida Atlantic (Sep 16, 2017)
		Deonte Mayo vs Savannah State (Sep 30, 2017)
		Marquis Hendrix vs Hampton (Oct 28, 2017)
		Todney Evans vs Hampton (Oct 28, 2017)
Tackles For Loss	3.5	Todney Evans vs Morgan State (Nov 04, 2017)
Interceptions	1	Diquan Richardson at Southeastern La. (Sep 09, 2017)
		Trevor Merritt at Southeastern La. (Sep 09, 2017)
		Elliott Miller at Southeastern La. (Sep 09, 2017)
		Diquan Richardson at Florida Atlantic (Sep 16, 2017)
		Arthur Williams at Howard (Sep 23, 2017)
		Diquan Richardson vs South Carolina State (Oct 14, 2017)
		Sam Marc vs Hampton (Oct 28, 2017)
		Sam Marc vs Morgan State (Nov 04, 2017)
		Elliott Miller at N.C. Central (Nov 11, 2017)

BETHUNE-COOKMAN TEAM GAME HIGHS

Rushes	45	at Howard (Sep 23, 2017)
Yards Rushing	293	vs Savannah State (Sep 30, 2017)
Yards Per Rush	7.0	vs Savannah State (Sep 30, 2017)
TD Rushes	2	at Southeastern La. (Sep 09, 2017)
		at Howard (Sep 23, 2017)
		vs Savannah State (Sep 30, 2017)
Pass attempts	41	vs South Carolina State (Oct 14, 2017)
Pass completions	25	at Miami (FL) (Sep. 2, 2017)
		at Southeastern La. (Sep 09, 2017)
		vs Morgan State (Nov 04, 2017)
Yards Passing	383	vs Morgan State (Nov 04, 2017)
Yards Per Pass	12.0	vs Morgan State (Nov 04, 2017)
TD Passes	5	vs Morgan State (Nov 04, 2017)
Total Plays	77	at Southeastern La. (Sep 09, 2017)
Total Offense	482	at Southeastern La. (Sep 09, 2017)
Yards Per Play	9.1	vs Morgan State (Nov 04, 2017)
Points	41	vs Morgan State (Nov 04, 2017)
Sacks By	7	vs Hampton (Oct 28, 2017)
First Downs	22	at Southeastern La. (Sep 09, 2017)
		at Howard (Sep 23, 2017)
		vs Savannah State (Sep 30, 2017)
Penalties	19	vs South Carolina State (Oct 14, 2017)
Penalty Yards	138	vs South Carolina State (Oct 14, 2017)
Turnovers	3	at Southeastern La. (Sep 09, 2017)
Interceptions By	3	at Southeastern La. (Sep 09, 2017)
Punts	11	at Florida Atlantic (Sep 16, 2017)
Long Punt	74	vs Morgan State (Nov 04, 2017)
Long Punt Return	39	vs Savannah State (Sep 30, 2017)

OPPONENT INDIVIDUAL GAME HIGHS

Rushes	22	Caylin Newton, at Howard (Sep 23, 2017)
Yards Rushing	218	Eric Harrell, vs Morgan State (Nov 04, 2017)
TD Rushes	2	Mark Walton, at Miami (FL) (Sep. 2, 2017)
		Daniel Parr, at Florida Atlantic (Sep 16, 2017)
		Caylin Newton, at Howard (Sep 23, 2017)
		Eric Harrell, vs Morgan State (Nov 04, 2017)
Long Rush	87	Eric Harrell, vs Morgan State (Nov 04, 2017)
Pass attempts	32	Dewann Ford, vs South Carolina State (Oct 14, 2017)
		C. Caldwell, at N.C. Central (Nov 11, 2017)
Pass completions	17	Malik Rosier, at Miami (FL) (Sep. 2, 2017)
Yards Passing	217	Malik Rosier, at Miami (FL) (Sep. 2, 2017)
TD Passes	3	Malik Rosier, at Miami (FL) (Sep. 2, 2017)
		Lamar Raynard, at North Carolina A&T (Oct 21, 2017)
Long Pass	62	Lamar Raynard, at North Carolina A&T (Oct 21, 2017)
Receptions	8	Ronald Bell, vs Hampton (Oct 28, 2017)
Yards Receiving	91	Aulden Knight, vs Hampton (Oct 28, 2017)
TD Receptions	2	Ronald Bell, vs Hampton (Oct 28, 2017)
Long Reception	62	Jaquil Capel, at North Carolina A&T (Oct 21, 2017)
Field Goals	3	Dillon Burkhard, at Southeastern La. (Sep 09, 2017)
Long Field Goal	50	Michael Badgley, at Miami (FL) (Sep. 2, 2017)
Punts	8	Adam Brown, vs Hampton (Oct 28, 2017)
Long Punt	55	Giovanni Lugo, vs Savannah State (Sep 30, 2017)
Long Punt Return	35	J. Baldwin, vs Savannah State (Sep 30, 2017)
Long Kickoff Return	92	J. Petit-Frere, at Southeastern La. (Sep 09, 2017)
Tackles	17	Max Lyons, at Southeastern La. (Sep 09, 2017)
Sacks	2.0	Darryl Johnson, at North Carolina A&T (Oct 21, 2017)
Tackles For Loss	3.0	Darryl Johnson, at North Carolina A&T (Oct 21, 2017)
		Ja. Davidson, vs Hampton (Oct 28, 2017)
Interceptions	1	Malek Young, at Miami (FL) (Sep. 2, 2017)
		Mayori Ellison, at Southeastern La. (Sep 09, 2017)
		Chris Tooley, at Florida Atlantic (Sep 16, 2017)
		Isaiah Bennett, vs Savannah State (Sep 30, 2017)
		Deion Jones, at North Carolina A&T (Oct 21, 2017)
		Raheim Huskey, vs Hampton (Oct 28, 2017)

OPPONENT TEAM GAME HIGHS

Rushes	58	at Florida Atlantic (Sep 16, 2017)
Yards Rushing	439	at Florida Atlantic (Sep 16, 2017)
Yards Per Rush	9.3	at Miami (FL) (Sep. 2, 2017)
TD Rushes	4	at Florida Atlantic (Sep 16, 2017)
Pass attempts	35	vs South Carolina State (Oct 14, 2017)
Pass completions	19	at Florida Atlantic (Sep 16, 2017)
Yards Passing	233	at Miami (FL) (Sep. 2, 2017)
Yards Per Pass	7.8	at North Carolina A&T (Oct 21, 2017)
TD Passes	3	at Miami (FL) (Sep. 2, 2017)
		at North Carolina A&T (Oct 21, 2017)
Total Plays	90	at Florida Atlantic (Sep 16, 2017)
Total Offense	619	at Florida Atlantic (Sep 16, 2017)
Yards Per Play	8.5	at Miami (FL) (Sep. 2, 2017)
Points	45	at Florida Atlantic (Sep 16, 2017)
Sacks By	5	at North Carolina A&T (Oct 21, 2017)
First Downs	32	at Florida Atlantic (Sep 16, 2017)
Penalties	10	at Southeastern La. (Sep 09, 2017)
Penalty Yards	85	at Southeastern La. (Sep 09, 2017)
Turnovers	3	at Southeastern La. (Sep 09, 2017)
Interceptions By	1	at Miami (FL) (Sep. 2, 2017)
		at Southeastern La. (Sep 09, 2017)
		at Florida Atlantic (Sep 16, 2017)
		vs Savannah State (Sep 30, 2017)
		at North Carolina A&T (Oct 21, 2017)
		vs Hampton (Oct 28, 2017)
Punts	8	vs Savannah State (Sep 30, 2017)
		vs Hampton (Oct 28, 2017)
Long Punt	55	vs Savannah State (Sep 30, 2017)
Long Punt Return	35	vs Savannah State (Sep 30, 2017)

PARTICIPATION

NO	GP/GS	PLAYER	MIA	SLU	FAU	HOW	SSU	SCSU	NCAT	HAM	MSU	NCCU	FAMU
56	10/10	Chris Adams	START	START	START	START	START	START	START	START	START	START	
69	3/-	L'Dre Barnes	XXX	...	XXX	...	XXX	
64	10/-	Kendall Batt	XXX	XXX	XXX	XXX	XXX	XXX	XXX	XXX	XXX	XXX	
49	10/7	Delwaun Beard	XXX	XXX	START	START	START	START	XXX	START	START	START	
76	9/-	Jerry Beauchamp	XXX	...	XXX	XXX	XXX	XXX	XXX	XXX	XXX	XXX	
13	6/1	DeAndre Bozeman	XXX	XXX	XXX	XXX	START	XXX	
97	1/-	Willie Brannon	XXX	
42	10/3	Trenton Bridges	START	START	START	XXX	XXX	XXX	XXX	XXX	XXX	XXX	
2	10/10	Larry Brihm, Jr.	START	START	START	START	START	START	START	START	START	START	
57	10/10	Dwayne Brown	START	START	START	START	START	START	START	START	START	START	
15	10/8	Frank Brown	XXX	START	START	START	START	XXX	START	START	START	START	
72	10/10	David Bryant	START	START	START	START	START	START	START	START	START	START	
73	10/10	Job Buissereth	START	START	START	START	START	START	START	START	START	START	
3	9/6	Jamaal Burgess	START	XXX	START	START	XXX	START	START	START	...	XXX	
12	10/-	Que'shaun Byrd	XXX	XXX	XXX	XXX	XXX	XXX	XXX	XXX	XXX	XXX	
11	10/3	Anthony Cruz	START	START	XXX	START	XXX	XXX	XXX	XXX	XXX	XXX	
52	10/-	Tyre Curry	XXX	XXX	XXX	XXX	XXX	XXX	XXX	XXX	XXX	XXX	
59	3/-	Jarren Davis	XXX	...	XXX	XXX	...	
17	10/9	Jawill Davis	START	START	START	XXX	START	START	START	START	START	START	
9	3/-	Jabari Dunham	XXX	...	XXX	XXX	...	
55	9/9	Todney Evans	START	START	START	START	...	START	START	START	START	START	
46	9/3	Atreyu Farrior	START	START	XXX	START	XXX	XXX	XXX	XXX	XXX	...	
48	10/2	Marques Ford	XXX	XXX	XXX	XXX	START	XXX	START	XXX	XXX	XXX	
39	10/-	Javaunie Francis	XXX	XXX	XXX	XXX	XXX	XXX	XXX	XXX	XXX	XXX	
81	6/2	Steffon Francois	XXX	START	START	XXX	XXX	XXX	
47	2/-	Teh'Ron Fuller	XXX	XXX	
20	1/-	Trevor Gear	XXX	
50	9/1	Uriah Gilbert	XXX	XXX	START	...	XXX	XXX	XXX	XXX	XXX	XXX	
19	10/7	Marquis Hendrix	XXX	XXX	XXX	START	START	START	START	START	START	START	
41	9/-	Uriel Hernandez	XXX	XXX	...	XXX	XXX	XXX	XXX	XXX	XXX	XXX	
96	10/5	Gerome Howard	XXX	XXX	XXX	START	START	XXX	XXX	START	START	START	
67	6/-	Chris Hudson	XXX	...	XXX	XXX	XXX	XXX	XXX	...	
51	9/-	Justice Hunt	XXX	XXX	XXX	XXX	XXX	XXX	XXX	XXX	XXX	...	
75	3/-	Troy Wilkins II	XXX	...	XXX	XXX	
8	9/-	Tupac Isme	XXX	XXX	XXX	...	XXX	XXX	XXX	XXX	XXX	XXX	
26	4/1	Dajuan Jackson	XXX	START	XXX	XXX	
31	10/7	Devin James	XXX	XXX	XXX	START	START	START	START	START	START	START	
18	10/8	Joseph Johnson	XXX	START	START	XXX	START	START	START	START	START	START	
21	7/4	Michael D. Jones	START	START	START	START	XXX	XXX	XXX	
58	4/-	Montel Jordan	XXX	...	XXX	...	XXX	XXX	...	
29	10/-	Jamauri Laguerre	XXX	XXX	XXX	XXX	XXX	XXX	XXX	XXX	XXX	XXX	
44	8/-	Davonte Lawrence	XXX	XXX	XXX	XXX	XXX	XXX	XXX	XXX	
86	10/6	Ja-Quan Lumas	START	XXX	START	START	XXX	START	XXX	START	XXX	START	
83	9/2	Taron Mallard	XXX	XXX	START	...	XXX	XXX	START	XXX	XXX	XXX	
24	10/2	Sam Marc	XXX	XXX	XXX	XXX	XXX	XXX	XXX	XXX	START	START	
54	10/-	Deonte Mayo	XXX	XXX	XXX	XXX	XXX	XXX	XXX	XXX	XXX	XXX	
35	10/4	Trevor Merritt	XXX	START	START	START	XXX	XXX	XXX	XXX	START	XXX	
7	10/10	Elliott Miller	START	START	START	START	START	START	START	START	START	START	
6	10/7	Keavon Mitchell	START	START	XXX	START	START	XXX	XXX	START	START	START	
16	10/3	Alexander Morales	START	START	START	XXX	XXX	XXX	XXX	XXX	XXX	XXX	
5	10/2	Kennedy Ndukwe	XXX	XXX	XXX	XXX	START	XXX	XXX	XXX	XXX	START	
71	10/10	Phillip Norman	START	START	START	START	START	START	START	START	START	START	
38	2/-	Zaraphon Only	XXX	XXX	
98	8/2	Daniel Palmer	XXX	XXX	XXX	START	START	XXX	XXX	XXX	
33	3/-	Jacquae Peart	XXX	XXX	XXX	
95	10/9	DiShawn Ray	START	START	XXX	START	START	START	START	START	START	START	

PARTICIPATION

NO	GP/GS	PLAYER	MIA	SLU	FAU	HOW	SSU	SCSU	NCAT	HAM	MSU	NCCU	FAMU
4	5/-	Prentiss Reid	XXX	XXX	XXX	XXX	XXX	...	
22	10/9	Diquan Richardson	START	XXX	START	START	START	START	START	START	START	START	
68	2/-	Kevin Richardson	XXX	XXX	
28	10/-	Cameron Rigby	XXX	XXX	XXX	XXX	XXX	XXX	XXX	XXX	XXX	XXX	
80	10/-	Jordan Rivers	XXX	XXX	XXX	XXX	XXX	XXX	XXX	XXX	XXX	XXX	
32	6/-	Veion Robinson	XXX	XXX	XXX	XXX	XXX	XXX	...	
74	9/-	Nicholas Roos	XXX	XXX	XXX	XXX	XXX	XXX	XXX	XXX	XXX	...	
63	3/-	Jamal Savage	XXX	...	XXX	XXX	...	
94	5/-	Malik Slaughter	XXX	...	XXX	XXX	XXX	XXX	
90	5/3	Jamal Thomas	START	START	START	XXX	...	XXX	...	
82	10/3	Jonathon Thomas	XXX	XXX	XXX	XXX	START	START	XXX	XXX	START	XXX	
30	10/6	Jamaruz Thompkins	XXX	XXX	XXX	XXX	START	START	START	START	START	START	
91	2/2	Kevin Thompson	START	START	
85	9/-	Demetrius Weaver	XXX	XXX	XXX	XXX	XXX	XXX	XXX	XXX	XXX	...	
10	5/-	Akevious Williams	XXX	XXX	XXX	XXX	...	XXX	
25	9/4	Arthur Williams	START	...	XXX	XXX	XXX	START	START	START	XXX	XXX	
92	1/-	Ronald Williams	XXX	
53	5/-	Torian Williams	XXX	...	XXX	XXX	XXX	XXX	...	
43	1/-	Davon Witherspoon	XXX	



The Last Time Bethune-Cookman...

shut out its opponent: South Carolina State, 14-0, 2010
 rushed for 300 yards: 303 vs. Morgan State, 2010
 rushed for 400 yards: 475 vs. Hampton, 2013
 rushed for 500 yards: 578 vs. Albany State, 1994
 had less than 25 rushes: 17 vs. North Carolina A&T, 2016
 had less than 50 yards rushing: 8 vs. North Carolina A&T, 2016
 had less than 100 yards rushing: 72 at South Carolina State, 2016
 attempted less than 10 passes: 9 vs. Howard, 2008
 attempted 40 passes: 48 vs. North Carolina A&T, 2016
 attempted 50 passes: 51 at Delaware State, 1995
 completed less than five passes: 4 at Miami (Fla.), 2015
 completed 25 passes: 25 vs. North Carolina A&T, 2016
 completed 30 passes: 34 at Grambling State, 2015
 had less than 50 yards passing: 26 at Miami (Fla.), 2015
 passed for 300 yards: 395 vs. North Carolina A&T, 2016
 passed for 400 yards: 463 at Grambling State, 2015
 passed for 500 yards: 527 vs. Georgia Southern, 1984
 had less than 100 yards of total offense: 79 at Miami (Fla.), 2015
 had less than 200 yards of total offense: 157 at South Carolina State, 2016
 had 500 yards of total offense: 592 vs. Savannah State, 2015
 had 600 yards of total offense: 600 vs. Morgan State, 2015
 had 700 yards of total offense: Never accomplished
 had less than 10 first downs: 9 at North Texas, 2016
 had 30 first downs: 30 vs. Morgan State, 2015
 did not punt: vs. Virginia Union, 2013
 punted 10 times: 10 at Miami (Fla.), 2015
 had four turnovers: at South Carolina State, 2014
 lost six fumbles: vs. Shaw, 2009
 threw five interceptions: 5 at Norfolk State, 2009
 was not penalized: Never accomplished
 was penalized 10 times: 12 vs. North Carolina A&T, 2016
 accumulated 100 yards of penalties: 143 at Morgan State, 2016
 scored 50 points: 59 vs. Norfolk State, 2015
 scored 60 points: 66 vs. Virginia Union, 2013
 trailed after three quarters, but rallied to win: Trailing at North Carolina Central, 26-14, and rallied to win, 28-26, in 2015
 came from 10 points behind on the road to win: Trailing at North Carolina Central, 26-14, and rallied to win 28-26, in 2015
 had possession time of 40 minutes: 43:41 at South Carolina State, 2010
 scored four touchdowns in a quarter: at Grambling State, 2015 (4th quarter)
 ran 90 plays in a game: 90 at Morgan State, 2010
 did not fumble: vs. Delaware State, 2016
 did not fumble and the opponent did not fumble: at FIU, 2014
 had back-to-back games without a fumble: vs. North Carolina A&T & at Norfolk State, 2016
 had three-straight games without a fumble: vs. North Carolina A&T, at Norfolk State and vs. Delaware State, 2016

The Last Time a Wildcat...

had 25 carries in a game: 29 by Isidore Jackson vs. Florida A&M (Orlando, Fla.), 2013
 had 30 carries in a game: 34 by Isidore Jackson at Norfolk State, 2011
 ran for 100 yards: 106 by Cameron Rigby vs. Delaware State, 2016
 ran for 150 yards: 182 by Isidore Jackson at N.C. Central, 2013
 ran for 200 yards: 203 by David Blackwell vs. Savannah State, 2011
 ran for 250 yards: 284 by Pat Troutman vs. Norfolk State, 1998
 had a 50-yard scoring run: 50 by Michael D. Jones vs. Savannah State, 2015
 had a 50-yard non-scoring run: 50 by Cameron Rigby vs. Delaware State, 2016
 had a 75-yard scoring run: 75 by Michael D. Jones vs. Norfolk State, 2015
 had an 80-yard scoring run: 83 by Akevious Williams at North Texas, 2016
 had two players gain 100 yards rushing: Michael D. Jones (117) and Larry Brihm (104) vs. North Carolina Central, 2014
 had three players gain 100 yards rushing: Isidore Jackson (123), Rodney Scott (103) and Brodrick Waters (100) vs. Alabama State (Orlando, Fla.), 2012
 quarterback rushed for 100 yards: 141 by Larry Brihm at Delaware State, 2015
 wide receiver rushed for 100 yards: 117 by Michael D. Jones vs. N.C. Central, 2014
 rushed and passed for 100 yards: Quentin Williams vs. Savannah State, 2015 (207 passing, 100 rushing)
 attempted 40 passes: 42 by Larry Brihm vs. North Carolina A&T, 2016
 attempted 45 passes: 45 by Jamarr Robinson vs. South Carolina State, 2011
 completed 25 passes: 25 by Jamarr Robinson vs. South Carolina State, 2011
 completed 30 passes: 31 by Todd Walker at Norfolk State, 1995
 passed for 300 yards: 376 by Larry Brihm vs. North Carolina A&T, 2016
 passed for 400 yards: 450 by Michael Jackson at Delaware State, 1993
 threw three scoring passes: 3 by Quentin Williams vs. Florida A&M (Orlando, Fla.), 2015
 threw four scoring passes: 4 by Larry Brihm vs. North Carolina A&T, 2016

threw five scoring passes: 5 by Jarod Rucker vs. South Carolina State, 2007 (ties BCU record)
 player threw a 75-yard TD pass: 76 by Quentin Williams to Preston Cleckley vs. N.C. Central, 2012
 player threw an 80-yard TD pass: 89 by Quentin Williams to Michael Jones vs. Norfolk State, 2015
 quarterback came off the bench to lead team to win: Larry Brihm vs. N.C. Central, 2014, replaced starter Quentin Williams
 had 50 plays, running and passing: 51 by Jimmie Russell at Morgan State, 2006 (36 passes, 15 rushes)
 caught 10 passes: 14 by Eric Weems vs. Delaware State, 2006
 had 100 yards receiving: 113 by Keavon Mitchell at Morgan State, 2016
 had 150 yards receiving: 199 by Jawill Davis at Grambling State, 2015
 had 200 yards receiving: 226 by James Adderly vs. Norfolk State, 1998
 had two players gain 100 yards receiving: Jawill Davis (143) and Frank Brown (117) vs. North Carolina A&T, 2016
 had 300 yards of total offense: 361 by Larry Brihm, Jr. vs. North Carolina A&T, 2016
 had 400 yards of total offense: 425 by Quentin Williams vs. Norfolk State, 2015
 scored three touchdowns: 3 by Frank Brown vs. North Carolina A&T, 2016
 scored four touchdowns: 4 by Jimmie Russell vs. Morgan State, 2005
 scored three touchdowns of 25 yards or more: N/A
 ran for three touchdowns: 3 by Anthony Jordan vs. North Carolina Central, 2014
 ran for four touchdowns: 4 by Jimmie Russell vs. Morgan State, 2005
 accounted for five touchdowns: 5 by Quentin Williams (4 pass, 1 rush) vs. Norfolk State, 2015
 caught three touchdown passes: 3 by Frank Brown vs. North Carolina A&T, 2016
 caught four touchdown passes: 4 by James Adderly vs. Norfolk State, 1998
 caught three touchdown passes in a quarter: Never accomplished
 scored a touchdown in the final minute of regulation to win: Allen Suber pass to Eric Weems for 18 yards, vs. Florida A&M (Orlando, Fla.), 2003
 a non-quarterback completed a pass: Michael Dunn to Paul Neufville for 54 yards at North Carolina A&T, 2005
 a non-quarterback threw a touchdown pass: Terry Anderson to Don Williams for 75 yards vs. Albany State, 1976
 a non-quarterback threw a touchdown pass to a quarterback: Never accomplished
 returned a kickoff for a touchdown: Eddie Poole, 37 yards vs. Howard, 2010
 returned the opening kickoff for a touchdown: Eugene Monts, 95 yards vs. Tuskegee, 1975
 returned a punt for a touchdown: Frank Brown at North Texas, 88 yards, 2016
 returned two punts for touchdowns: N/A
 returned an interception for a touchdown: Diquan Richardson at North Texas, 30 yards, 2016
 returned a fumble for a touchdown: Donald Smith, 3 yards at South Carolina State, 2014
 recovered a fumble in the end zone for a touchdown: Tyrone Bouie, Jr. at South Carolina State, 2012
 offensive lineman scored a touchdown: Never accomplished
 blocked a punt: Davon Witherspoon vs. Tennessee State, 2016
 blocked 2 punts in a game: N/A
 blocked 3 punts in a game: N/A
 blocked a punt for a touchdown: Leroy Holt blocked a Jeremiah McGeough punt and recovered the ball in the end zone for a touchdown vs. Delaware State, 2014
 blocked a field goal: Todney Evans vs. Morgan State, 2015
 blocked an extra point attempt: Robert Way at Delaware State, 2015
 had a 60-yard punt: 64 by Jonathan Cagle vs. Savannah State, 2015
 had a 70-yard punt: 71 by Justin Keable vs. Jacksonville, 2007
 kicked a 50-yard field goal: Jesus Cortez, 51 yards vs. Florida A&M (Orlando, Fla.), 2005
 kicked four field goals: 4 by Marc McLachlan vs. South Carolina State, 1989
 kicked a game-winning field goal: Kory Kowalski, 40 yards, at Delaware State, 2009
 scored a two-point conversion: Jontavious Carter pass from Quentin Williams at Grambling State, 2015
 had two interceptions: Thomas Finnie at Savannah State, 2014
 had three interceptions: Michael Williams at Morgan State, 2010
 had four interceptions: Rashean Mathis vs. Delaware State, 2000
 had five interceptions: Alvin Wyatt, Sr. vs. Albany State, 1969
 had two interceptions in the same quarter: Michael Williams, 3rd quarter, at Morgan State, 2010
 defensive lineman scored a touchdown: tackle Erik Williams returned an interception 41 yards for a touchdown vs. Virginia Union, 2013
 had 20 or more tackles: 20 by Jarkevis Fields vs. Norfolk State, 2013
 had three sacks: Ryan Davis at Norfolk State, 2011
 had four sacks: 5 by Anthony Hubbard (B-CU record) vs. Delaware State, 2002
 scored a safety: Rony Barrow sacked Norfolk State quarterback Terrance Ervin in the end zone, 2014
 returned a blocked extra point for two points: Ben Ballard vs. Morgan State, 2007
 ran for a touchdown, caught a touchdown, and threw a touchdown pass: N/A



2017 BETHUNE-COOKMAN WILDCATS ROSTER

ALPHABETICAL ROSTER

NO	NAME	POS
56	Chris Adams	OL
60	Marcel Anderson	OL
69	L'Dre Barnes	OL
64	Kendall Batt	OL
49	Delwaun Beard	DE
76	Jerry Beauchamp	OL
13	DeAndre Bozeman	CB
97	Willie Brannon	DL
42	Trenton Bridges	LB
2	Larry Brihm, Jr.	QB
57	Dwayne Brown	OL
15	Frank Brown	WR
72	David Bryant	OL
73	Job Buissereth	OL
3	Jamaal Burgess	CB
12	Que'shaun Byrd	RB
70	Javon Camp-Villalobos	OL
11	Anthony Cruz	WR
40	Titus Curry	LB
52	Tyre Curry	LB
59	Jarren Davis	DL
17	Jawill Davis	WR
89	Kendon Davis	WR
9	Jabari Dunham	QB
55	Todney Evans	DL
46	Atreyu Farrior	LB
48	Marques Ford	DE
39	Javaunie Francis	K
81	Steffon Francois	WR
66	Teaki Fuller	OL
47	Teh'Ron Fuller	LB
20	Trevor Gear	RB
50	Uriah Gilbert	DL
19	Marquis Hendrix	LB
41	Uriel Hernandez	K
99	Kris Holt	DL
96	Gerome Howard	DL
67	Chris Hudson	OL
8	Tupac Isme	RB
65	Cedric Jackson	OL
26	Dajuan Jackson	CB
31	Devin James	LB
37	Donald Johnson IV	DB
18	Joseph Johnson	SAF
79	Alex Jones	DL
21	Michael D. Jones	RB
58	Montel Jordan	OL
62	Tony Kemp	OL
29	Jamauri Laguerre	CB
44	Davonte Lawrence	SAF
14	Marcus Levy	RB
87	Marquavious Linner	TE
88	Dominique Linton	WR
86	Ja-Quan Lumas	TE
83	Taron Mallard	TE
24	Sam Marc	CB
54	Deonte Mayo	LB
45	Robert McKinzie	CB
35	Trevor Merritt	LB
7	Elliott Miller	CB
6	Keavon Mitchell	WR
16	Alexander Morales	LB

NUMERICAL ROSTER

NO	NAME	POS	HT	WT	CL.-EXP	HOMETOWN / HIGH SCHOOL (PREVIOUS SCHOOL)
2	Larry Brihm, Jr.	QB	5-11	209	R-Sr.	Delray Beach, Fla. / Village Academy
3	Jamaal Burgess	CB	6-0	186	Sr.	Miami, Fla. / Killian HS (West Hills College Coalinga)
4	Prentiss Reid	CB	6-2	175	Jr.	Richmond, Calif. / Salesian College Prep (Contra Costa College)
5	Kennedy Ndukwe	DB	6-1	195	Jr.	Baltimore, Md. / Overlea HS (ASA College)
6	Keavon Mitchell	WR	5-9	173	Jr.	Hollywood, Fla. / Flanagan HS
7	Elliott Miller	CB	5-9	148	Jr.	Miami, Fla. / Norland HS
8	Tupac Isme	RB	5-11	179	Soph.	Naples, Fla. / Lely HS
9	Jabari Dunham	QB	6-3	211	R-Jr.	Eustis, Fla. / Leesburg HS (UT-Martin)
10	Akevious Williams	QB	6-2	188	R-Soph.	Madison, Fla. / Madison County HS
11	Anthony Cruz	WR	6-5	210	Sr.	Bronx, N.Y. / John F. Kennedy HS (Globe Tech)
12	Que'shaun Byrd	RB	5-8	170	Fr.	Palm Coast, Fla. / Flagler Palm Coast HS
13	DeAndre Bozeman	CB	5-10	173	Sr.	West Palm Beach, Fla. / Dwyer HS (Highland CC)
14	Marcus Levy	RB	5-11	215	Sr.	Ft. Pierce, Fla. / Ft. Pierce Central HS (Nassau CC)
15	Frank Brown	WR	5-11	185	R-Sr.	Palm Beach Gardens, Fla. / Palm Beach Gardens HS
16	Alexander Morales	LB	5-10	211	R-Jr.	Miami, Fla. / Hialeah HS
17	Jawill Davis	WR	5-11	177	R-Sr.	Miami, Fla. / American HS
18	Joseph Johnson	SAF	5-10	170	R-Jr.	Midlothian, Texas / Midlothian HS (ASA College)
19	Marquis Hendrix	LB	6-1	230	Jr.	Ocala, Fla. / Trinity Catholic HS (Coffeyville CC)
20	Trevor Gear	RB	6-1	210	Fr.	McDonough, Ga. / Eagles Landing Christian Academy
21	Michael D. Jones	RB	5-11	197	R-Sr.	Sarasota, Fla. / Booker HS
22	Diquan Richardson	SAF	5-11	167	Sr.	Alvin, S.C. / Ft. Dorchester HS (Paine)
24	Sam Marc	CB	6-0	170	R-Fr.	Miami, Fla. / Norland HS
25	Arthur Williams	DB	6-3	204	R-Sr.	Sebring, Fla. / Sebring HS (Massachusetts)
26	Dajuan Jackson	CB	5-11	185	R-Fr.	Jacksonville, Fla. / Raines HS
27	LaDerrien Wilson	RB	5-10	210	R-Fr.	St. Cloud, Fla. / Osceola HS (Maryland)
28	Cameron Rigby	RB	5-7	177	Sr.	Miramar, Fla. / Miramar HS
29	Jamauri Laguerre	CB	6-0	180	Fr.	Opa Locka, Fla. / Edison HS
30	Jamaruz Thompkins	RB	5-11	211	R-Sr.	Tampa, Fla. / Tampa Bay Tech
31	Devin James	LB	6-1	226	Fr.	Port St. Lucie, Fla. / Treasure Coast HS
32	Veion Robinson	LB	6-1	220	Sr.	Hampton, Ga. / Lovejoy HS (Middle Tennessee)
33	Jacquae Peart	LB	6-1	240	Sr.	Sebring, Fla. / Sebring HS (Dean College)
34	Isaac Washington	SAF	5-9	190	Fr.	Cape Coral, Fla. / Cape Coral HS
35	Trevor Merritt	CB	5-10	185	Soph.	Melbourne, Fla. / Viera HS
37	Donald Johnson IV	DB	6-0	175	R-Fr.	Jacksonville, Fla. / University Christian HS
39	Javaunie Francis	K	6-2	236	Jr.	Miami, Fla. / Miami Central HS
40	Titus Curry	LB	6-0	230	Fr.	Jacksonville, Fla. / University Christian HS
41	Uriel Hernandez	K	5-4	209	Jr.	Homestead, Fla. / Homestead HS
42	Trenton Bridges	LB	6-0	234	R-Jr.	DeLand, Fla. / DeLand HS
43	Davon Witherspoon	LB	6-3	201	Sr.	Miami, Fla. / McArthur HS (Cincinnati)
44	Davonte Lawrence	SAF	6-0	190	Soph.	Jacksonville, Fla. / Raines HS
45	Robert McKinzie	LB	6-3	255	Fr.	Daytona Beach, Fla. / Atlantic HS
46	Atreyu Farrior	LB	6-2	232	R-Jr.	Lakeland, Fla. / Kathleen HS
47	Teh'Ron Fuller	LB	6-2	205	R-Jr.	Ft. Myers, Fla. / South Ft. Myers HS (Appalachian State)
48	Marques Ford	DE	6-4	235	Fr.	Gibson, Fla. / East Bay HS
49	Delwaun Beard	DE	6-3	235	R-Sr.	Culver City, Calif. / Culver City HS (Santa Monica College)
50	Uriah Gilbert	DL	6-3	325	Fr.	Ocala, Fla. / Trinity Catholic HS
51	Justice Hunt	DB	6-0	217	Jr.	Riverview, Fla. / Spoto HS
52	Tyre Curry	LB	6-0	220	Soph.	Jacksonville, Fla. / University Christian HS
53	Torian Williams	LB	6-3	205	Soph.	Ft. Lauderdale, Fla. / Dillard HS
54	Deonte Mayo	LB	6-2	209	R-Soph.	Ocala, Fla. / Forest HS
55	Todney Evans	DL	6-2	222	R-Jr.	Delray Beach, Fla. / Atlantic HS (Middle Tennessee State)
56	Chris Adams	OL	6-4	300	Sr.	Dayton, Ohio / Carroll HS (Lackawanna CC)
57	Dwayne Brown	OL	6-3	339	R-Jr.	Indianapolis, Ind. / Warren Central HS (Eastern Michigan)
58	Montel Jordan	OL	6-4	304	R-Fr.	Pompano Beach, Fla. / Deerfield Beach HS (Akron)
59	Jarren Davis	DL	6-3	271	R-Sr.	Jacksonville, Fla. / Stanton HS
60	Marcel Anderson	OL	6-2	340	R-Soph.	Wilmington, N.C. / New Hanover HS
62	Tony Kemp	OL	6-0	265	Fr.	Daytona Beach, Fla. / Mainland HS
63	Jamal Savage	OL	6-6	320	Soph.	Plant City, Fla. / Plant City HS
64	Kendall Batt	OL	6-2	235	Fr.	Windermere, Fla. / Olympia HS
65	Cedric Jackson	OL	6-3	300	Fr.	Miami, Fla. / Norland HS
66	Teaki Fuller	OL	6-2	318	Fr.	Miami, Fla. / Booker T. Washington HS
67	Chris Hudson	OL	6-5	308	Sr.	Ocala, Fla. / West Port HS
68	Kevin Richardson	OL	6-4	305	R-Fr.	Seffner, Fla. / Armwood HS
69	L'Dre Barnes	OL	6-3	290	Soph.	St. Petersburg, Fla. / Admiral Farragut HS

2017 BETHUNE-COOKMAN WILDCATS ROSTER

NUMERICAL ROSTER

NO	NAME	POS	HT	WT	CL.-EXP	HOMETOWN / HIGH SCHOOL (PREVIOUS SCHOOL)
70	Javon Camp-Villalovos	OL	6-5	290	Fr.	Los Angeles, Calif. / Salesian HS
71	Phillip Norman	OL	6-4	318	R-Jr.	Sebastian, Fla. / Sebastian River HS
72	David Bryant	OL	6-7	336	R-Sr.	Summerville, S.C. / Cane Bay HS
73	Job Buissereth	OL	6-4	325	Sr.	Brooklyn, N.Y. / Lincoln HS (Nassau CC)
74	Nicholas Roos	OL	6-7	263	R-Soph.	Ormond Beach, Fla. / Mainland HS
75	Troy Wilkins II	OL	6-0	321	R-Jr.	Miami, Fla. / Miami Northwestern HS
76	Jerry Beauchamp	OL	6-4	274	Soph.	Naples, Fla. / Barron Collier HS
79	Alex Jones	DL	6-2	287	R-Fr.	Ocala, Fla. / Vanguard HS
80	Jordan Rivers	WR	6-2	176	Soph.	Jacksonville, Fla. / Raines HS
81	Steffon Francois	WR	5-11	165	Soph.	Miramar, Fla. / McArthur HS
82	Jonathan Thomas	WR	6-1	188	Fr.	Port St. Lucie, Fla. / Treasure Coast HS
83	Taron Mallard	TE	6-6	250	Jr.	Kissimmee, Fla. / Poinciana HS (Tyler JC)
84	Marquavis Myers	RB	5-9	175	R-Jr.	Orlando, Fla. / Oak Ridge HS (Mars Hill)
85	Demetrius Weaver	TE	6-2	266	R-Soph.	Pompano Beach, Fla. / Blanche Ely HS
86	Ja-Quan Lumas	TE	6-3	230	R-Sr.	Orlando, Fla. / Jones HS
87	Marquavious Linner	TE	6-3	210	Fr.	Decatur, Ga. / Columbia HS
88	Dominique Linton	WR	6-3	185	Fr.	Naples, Fla. / Palmetto Ridge HS
89	Kendon Davis	WR	6-1	184	R-Sr.	Lauderhill, Fla. / Plantation Senior HS
90	Jamal Thomas	DL	6-2	295	Jr.	Sharpsburg, Ga. / East Coweta HS
91	Kevin Thompson	DL	6-4	230	R-Sr.	Baltimore, Md. / Benjamin Franklin HS (Ellsworth CC)
92	Ronald Williams	DL	5-10	240	Fr.	Jacksonville, Fla. / Paxton School for Advanced Studies
94	Malik Slaughter	DL	6-3	270	Sr.	Louisville, Miss. / Louisville HS (Northwest Mississippi CC)
95	DiShawn Ray	DL	6-4	305	R-Jr.	Jesup, Ga. / Wayne County HS
96	Gerome Howard	DL	6-4	277	Fr.	Sarasota, Fla. / Sarasota HS
97	Willie Brannon	DL	6-4	280	Soph.	Chiefland, Fla. / Chiefland HS
98	Daniel Palmer	DL	6-2	250	Sr.	Hartford, Conn. / Hartford Public HS (Dean College)
99	Kris Holt	DL	6-6	285	Fr.	Baltimore, Md. / Dundalk HS (Fork Union Academy)

ALPHABETICAL ROSTER

NO	NAME	POS
38	Zaraphon Only	DB
84	Marquavis Myers	RB
5	Kennedy Ndukwe	DB
71	Phillip Norman	OL
98	Daniel Palmer	DL
33	Jacquae Peart	LB
95	DiShawn Ray	DL
4	Prentiss Reid	CB
22	Diquan Richardson	SAF
68	Kevin Richardson	OL
28	Cameron Rigby	RB
80	Jordan Rivers	WR
32	Veion Robinson	LB
74	Nicholas Roos	OL
63	Jamal Savage	OL
94	Malik Slaughter	DL
90	Jamal Thomas	DL
82	Jonathan Thomas	WR
30	Jamaruz Thompkins	RB
91	Kevin Thompson	DL
34	Isaac Washington	SAF
85	Demetrius Weaver	TE
75	Troy Wilkins II	OL
10	Akevious Williams	QB
25	Arthur Williams	DB
92	Ronald Williams	DL
53	Torian Williams	LB
27	LaDerrien Wilson	RB
43	Davon Witherspoon	LB

COACHING STAFF

Head Coach: Terry Sims (3rd season | Knoxville, 1994)
Asst. HC/Def. Coord.: Charles "Yogi" Jones (8th season | Pittsburgh, 1983)
Assoc. HC/Off. Coord./QB: Allen Suber (1st season | Bethune-Cookman, 2004)
Special Teams Coordinator: Aashon Larkins (3rd season | Lehigh, 2003)
Running Game Coord./OL: Lawal McCray (8th season, Bethune-Cookman, 1991)
Cornerbacks: Terry Williams (19th season | Bethune-Cookman, 1988)
Defensive Line: Earl Lane (7th season | Northwood, 1980)
Tight Ends: Greg Ruffin (1st season | Lane, 1996)
Running Backs: Carl Franks (4th season | Duke, 1983)
Safeties: Darrin Hayes (3rd season | Knoxville, 1993)
Wide Receivers: Will Glover (3rd season | Clayton State, 2009)

SUPPORT STAFF

Director of Operations: Jeff Fagan (24th season | Bethune-Cookman, 1981)
Dir. of Player Personnel: Jean Dessein (4th season | Bethune-Cookman, 2013)
Quality Control (Offense): Jordan Murphy (2nd season | Bethune-Cookman, 2014)
Quality Control (Defense): Ty're Simmons (2nd season | Bethune-Cookman, 2016)
Asst. Operations: Alexander Suber (1st season | Middle Tennessee State, 2010)
Head Strength Coach: Corliss Fingers (3rd season | North Carolina, 1992)
Head Athletic Trainer: Scott Armstrong (4th season | Texas State, 2006)
Equipment Coordinator: Michael Humphrey
Administrative Assistant to the Head Coach: Lakiah Robinson